

# Belt

BE1

Design Patricia Urquiola - 2016



' vol. 1 SOFAS and SEATING SYSTEMS

## **SOFAS and SEATING ELEMENTS for COMPOSITIONS**

Polyurethane foam, polyester fiberfill and memory foam chips on extruded aluminum frame. Feet are die-cast aluminum with powder coat finish.

Belts only in leather.

Belt collection covers are removable.

' vol.1 SOFAS UND SITZSYSTEME

## **SOFAS und SITZELEMENTE für SITZGRUPPEN**

Polsterungen aus Polyurethanschaum, Polyesterwatte und Memory-Schaum-Chips. Struktur aus extrudiertem Aluminium, Füße aus Aluminiumguss, pulverbeschichtet.

Gürtel nur in Leder erhältlich.  
Die Kollektion Belt ist abziehbar.



### **Recommended fabric hangers**

#### **Vorgeschlagene Stoffbuegel**

135-Spring Palette > 2, 4, 5, 6, 9, 10, 11

-Divina 3, Divina Melange 3, Divina MD by Kvadrat

-Canvas 2 by Kvadrat

## SUGGESTED COLOUR SET

### feet colours



**NCS S  
7010-Y90R**  
cacao



**RAL 3009**  
oxidored



**RAL 7016**  
anthracite


### belt colours



**cocoa**  
B0235 Z



**ginger**  
B0198 Z



**aubergine**  
B0208 Z



**rust**  
B0210 Z



**blush**  
B0218 Z



**laquer**  
B0217 Z



**red**  
B0254 Z




**aubergine**  
B0208 Z




**rust**  
B0210 Z



**zingo**  
B0221 Z



**spice**  
B0234 Z



**aubergine**  
B0208 Z



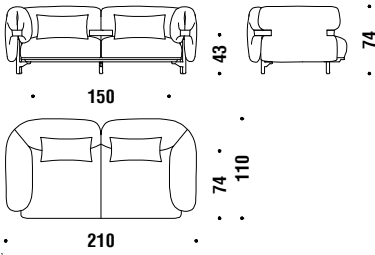
**rust**  
B0210 Z

## 2 seater sofa 210

Sofa 2-Sitzig 210

002

11,7 mt. 1,9 m<sup>3</sup> 70 Kg

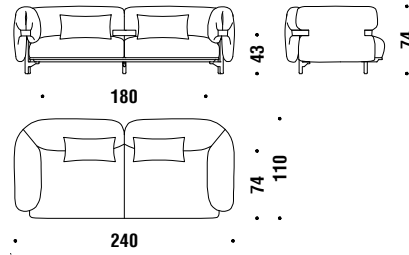


## 2 seater sofa major 240

Sofa 2-Sitzig Major 240

018

12,8 mt. 2,1 m<sup>3</sup> 85 Kg

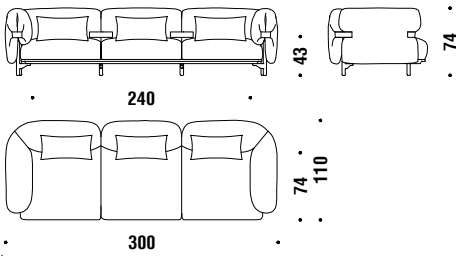


## 3 seater sofa 300

Sofa 3-Sitzig 300

003

15,7 mt. 2,5 m<sup>3</sup> 100 Kg



## Optional back cushion

Rückenpolster optional

753

0,9 mt. 0,5 Kg

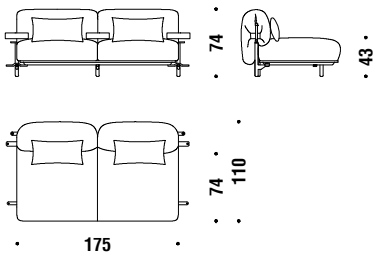


## 2 seater central element 175x110

2-Sitz Zentralelement 175x110

07A

8,6 mt. 1,5 m<sup>3</sup> 50 Kg

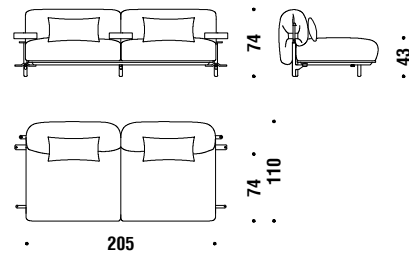


## 2 seater central major element 205x110

2-Sitz Zentralelement major 205x110

0M5

9,9 mt. 1,8 m<sup>3</sup> 65 Kg

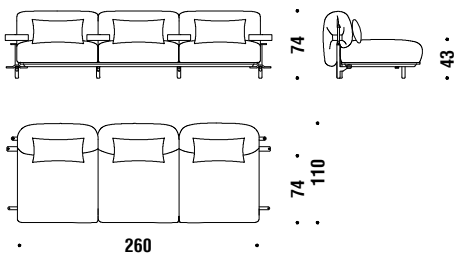


## 3 seater central element 260x110

3-Sitz Zentralelement 260x110

0W9

12,5 mt. 2,3 m<sup>3</sup> 90 Kg

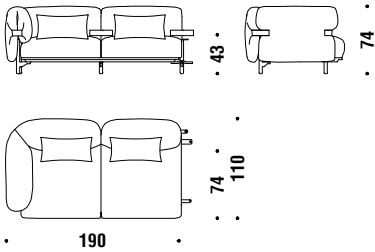


## Lateral 2 seat unit left 190x110

2-Sitz Element links 190x110

023

11 mt. 1,7 m³ 65 Kg

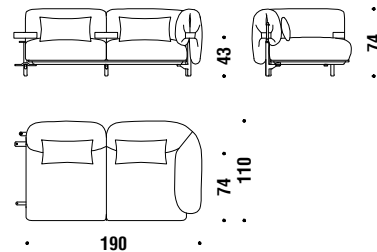


## Lateral 2 seat unit right 190x110

2-Sitz Element rechts 190x110

022

11 mt. 1,7 m³ 65 Kg

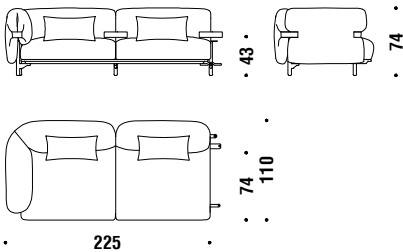


## Lateral 2 seat unit major left 225x110

2-Sitz Element Major links 225x110

037

12 mt. 1,9 m³ 80 Kg

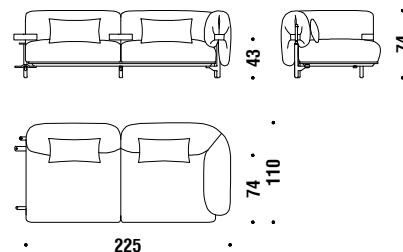


## Lateral 2 seat unit major right 225x110

2-Sitz Element Major rechts 225x110

031

12 mt. 1,9 m³ 80 Kg

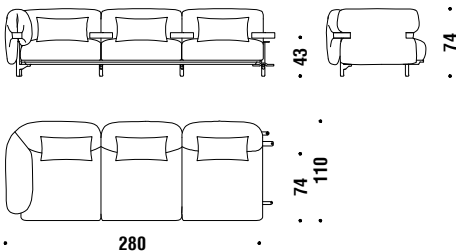


## Lateral 3 seat unit left 280x110

3-Sitz Element links 280x110

033

15 mt. 2,4 m³ 90 Kg

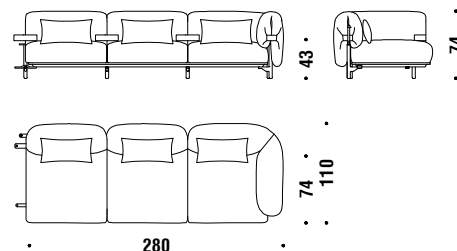


## Lateral 3 seat unit right 280x110

3-Sitz Element rechts 280x110

032

15 mt. 2,4 m³ 90 Kg

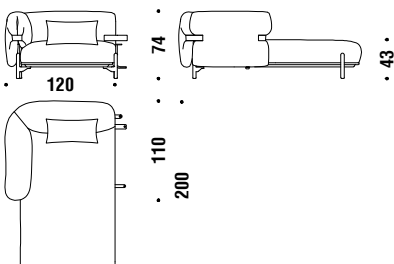


## Chaise Longue left 120x200

Chaise Longue links 120x200

0D4

8,5 mt. 1,9 m³ 70 Kg

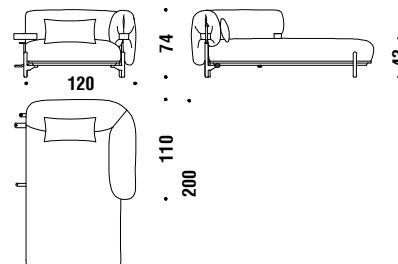


## Chaise Longue right 120x200

Chaise Longue rechts 120x200

0D3

8,5 mt. 1,9 m³ 70 Kg

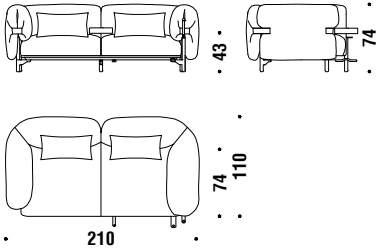


## Left closed corner 2 seat 210x110

Geschlossene Ecke 2-sitz links 210x110

952

12 mt. 1,9 m<sup>3</sup> 70 Kg

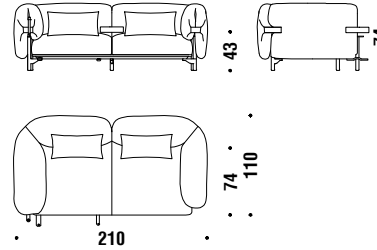


## Right closed corner 2 seat 210x110

Geschlossene Ecke 2-sitz rechts 210x110

953

12 mt. 1,9 m<sup>3</sup> 70 Kg

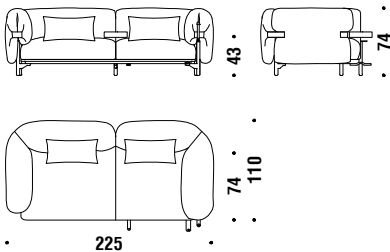


## Left closed corner 2 seat major 225x110

Geschlossene Ecke 2-sitz major links 225x110

954

12,5 mt. 1,9 m<sup>3</sup> 85 Kg

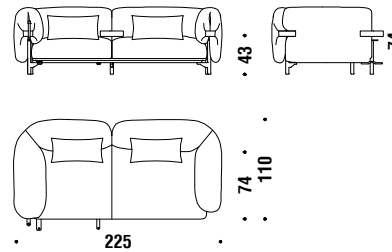


## Right closed corner 2 seat major 225x110

Geschlossene Ecke 2-sitz major rechts 225x110

955

12,5 mt. 1,9 m<sup>3</sup> 85 Kg

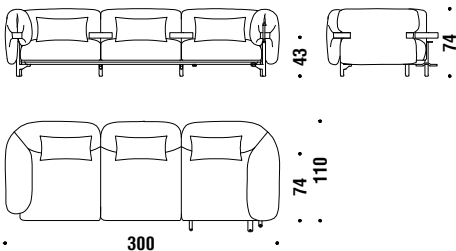


## Left closed corner 3 seat 300x110

Geschlossene Ecke 3-sitz links 300x110

956

16 mt. 2,5 m<sup>3</sup> 100 Kg

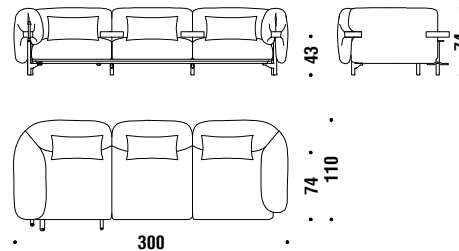


## Right closed corner 3 seat 300x110

Geschlossene Ecke 3-sitz rechts 300x110

957

16 mt. 2,5 m<sup>3</sup> 100 Kg

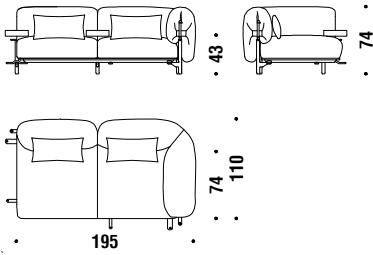


## Left open corner 2 seat 195x110

Offene Ecke 2-sitz links 195x110

958

11 mt. 1,7 m<sup>3</sup> 80 Kg

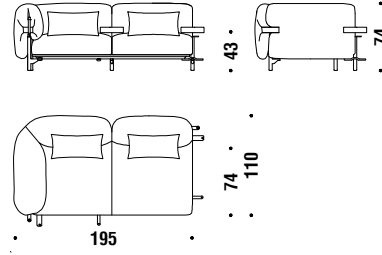


## Right open corner 2 seat 195x110

Offene Ecke 2-sitz rechts 195x110

959

11 mt. 1,7 m<sup>3</sup> 80 Kg

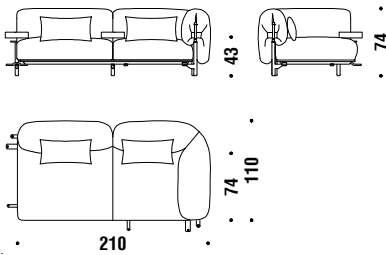


## Left open corner 2 seat major 210x110

Offene Ecke 2-sitz major links 210x110

960

12 mt. 1,8 m<sup>3</sup> 85 Kg

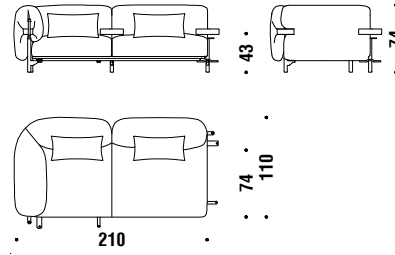


## Right open corner 2 seat major 210x110

Offene Ecke 2-sitz major rechts 210x110

961

12 mt. 1,8 m<sup>3</sup> 85 Kg

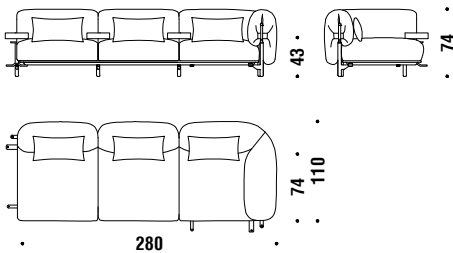


## Left open corner 3 seat 280x110

Offene Ecke 3-sitz links 280x110

962

15 mt. 2,4 m<sup>3</sup> 90 Kg

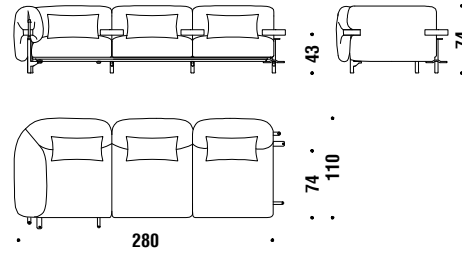


## Right open corner 3 seat 280x110

Offene Ecke 3-sitz rechts 280x110

963

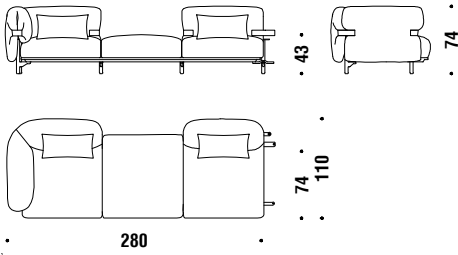
15 mt. 2,4 m<sup>3</sup> 90 Kg



## Lateral 3 seat left without backrest 280x110

3-Sitz Element links ohne Rückenlehne 280x110 964

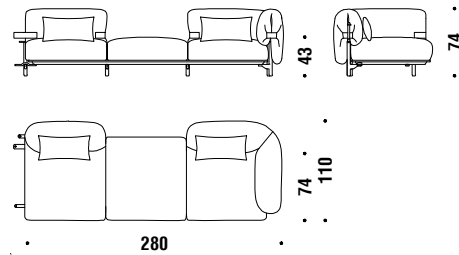
12,1 mt. 2,4 m<sup>3</sup> 85 Kg



## Lateral 3 seat right without backrest 280x110

3-Sitz Element rechts ohne Rückenlehne 280x110 965

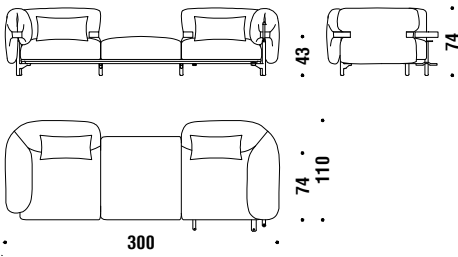
12,1 mt. 2,4 m<sup>3</sup> 85 Kg



## Left closed corner 3 seat without backrest 300x110

Geschlossene Ecke 3-sz.links ohne Rückenl.300x110 967

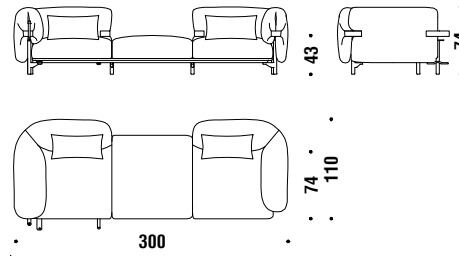
13,8 mt. 2,5 m<sup>3</sup> 95 Kg



## Right clos.corner 3 seat without backrest 300x110

Geschlossene Ecke 3-sz.rechts ohne Rückenl.300x110 968

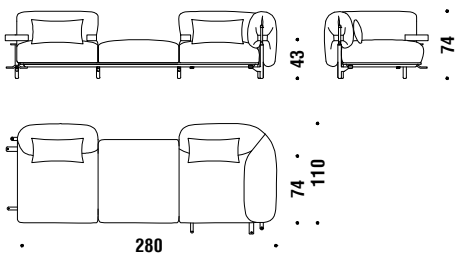
13,8 mt. 2,5 m<sup>3</sup> 95 Kg



## Left open corner 3 seat without backrest 280x110

Offene Ecke 3-sitz links ohne Rückenlehne 280x110 969

12,7 mt. 2,4 m<sup>3</sup> 85 Kg



## Right open corner 3 seat without backrest 280x110

Offene Ecke 3-sitz rechts ohne Rückenlehne 280x110 970

12,7 mt. 2,4 m<sup>3</sup> 85 Kg

