

Belt

BE1

Design Patricia Urquiola - 2016



' vol. 1 SOFAS and SEATING SYSTEMS

SOFAS and SEATING ELEMENTS for COMPOSITIONS

Polyurethane foam, polyester fiberfill and memory foam chips on extruded aluminum frame. Feet are die-cast aluminum with powder coat finish.

Belts only in leather.

Belt collection covers are removable.

' vol. 1 DIVANI E SISTEMI DI SEDUTE

DIVANI ed ELEMENTI DI SEDUTA per COMPOSIZIONI

Imbottiture in poliuretano espanso, fibra poliestere e chip di memory foam. Struttura in alluminio estruso e rete tesata con piedi in fusione di alluminio verniciato a polveri. Cinture realizzabili solo in pelle.

La collezione Belt è sfoderabile.



Recommended fabric hangers

Tirelle e tessuti consigliati

135-Spring Palette > 2, 4, 5, 6, 9, 10, 11

-Divina 3, Divina Melange 3, Divina MD by Kvadrat

-Canvas 2 by Kvadrat

SUGGESTED COLOUR SET

feet colours



**NCS S
7010-Y90R**
cacao



RAL 3009
oxidored



RAL 7016
anthracite


belt colours



cocoa
B0235 Z



ginger
B0198 Z




aubergine
B0208 Z



rust
B0210 Z




blush
B0218 Z



laquer
B0217 Z



red
B0254 Z




aubergine
B0208 Z




rust
B0210 Z



zingo
B0221 Z



spice
B0234 Z



aubergine
B0208 Z



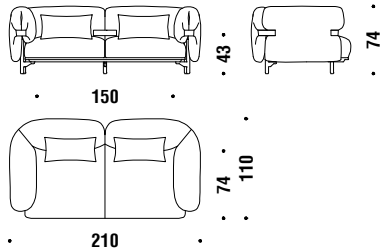
rust
B0210 Z

2 seater sofa 210

Divano 2 posti 210

002

11,7 mt. 1,9 m³ 70 Kg

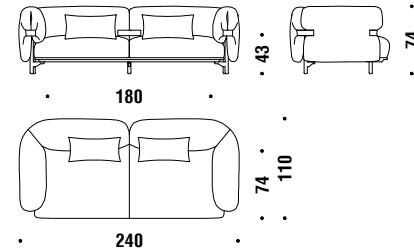


2 seater sofa major 240

Divano 2 posti major 240

018

12,8 mt. 2,1 m³ 85 Kg

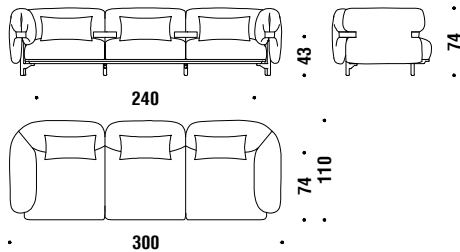


3 seater sofa 300

Divano 3 posti 300

003

15,7 mt. 2,5 m³ 100 Kg



Optional back cushion

Cuscino poggiareni optional

753

0,9 mt. 0,5 Kg

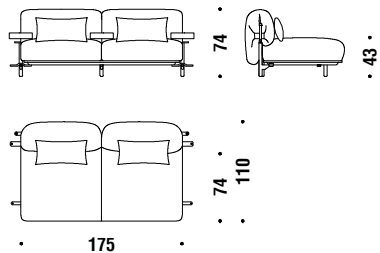


2 seater central element 175x110

Elemento 2 posti centrale 175x110

07A

8,6 mt. 1,5 m³ 50 Kg

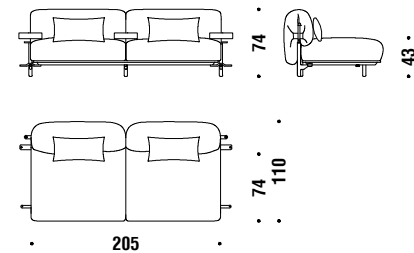


2 seater central major element 205x110

Elemento 2 posti centrale major 205x110

0M5

9,9 mt. 1,8 m³ 65 Kg

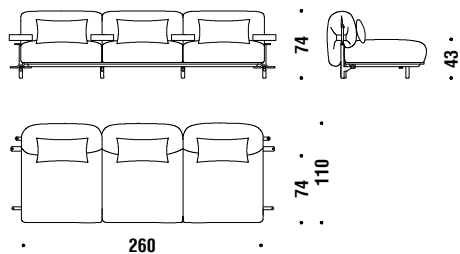


3 seater central element 260x110

Elemento 3 posti centrale 260x110

0W9

12,5 mt. 2,3 m³ 90 Kg

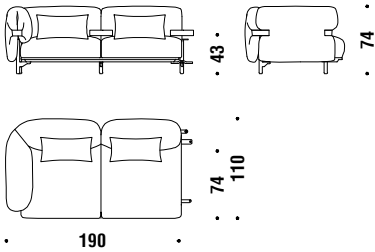


Lateral 2 seat unit left 190x110

Elemento 2 posti sinistro 190x110

023

11 mt. 1,7 m³ 65 Kg

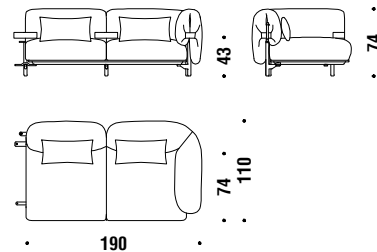


Lateral 2 seat unit right 190x110

Elemento 2 posti destro 190x110

022

11 mt. 1,7 m³ 65 Kg

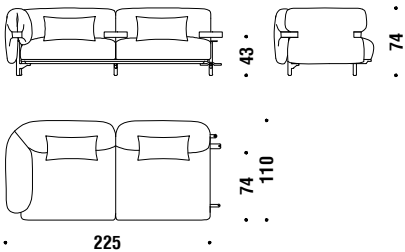


Lateral 2 seat unit major left 225x110

Elemento 2 posti major sinistro 225x110

037

12 mt. 1,9 m³ 80 Kg

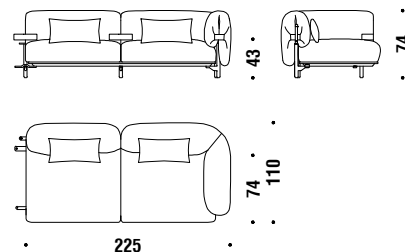


Lateral 2 seat unit major right 225x110

Elemento 2 posti major destro 225x110

031

12 mt. 1,9 m³ 80 Kg

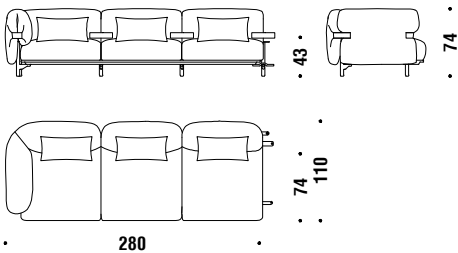


Lateral 3 seat unit left 280x110

Elemento 3 posti sinistro 280x110

033

15 mt. 2,4 m³ 90 Kg

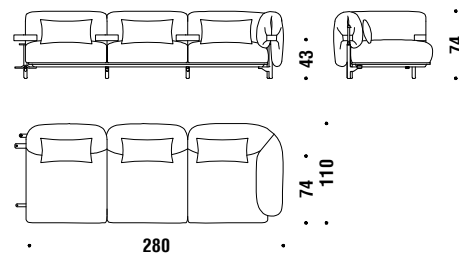


Lateral 3 seat unit right 280x110

Elemento 3 posti destro 280x110

032

15 mt. 2,4 m³ 90 Kg

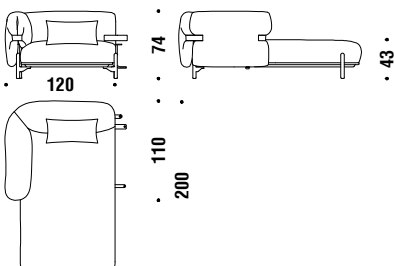


Chaise Longue left 120x200

Chaise Longue sinistra 120x200

0D4

8,5 mt. 1,9 m³ 70 Kg

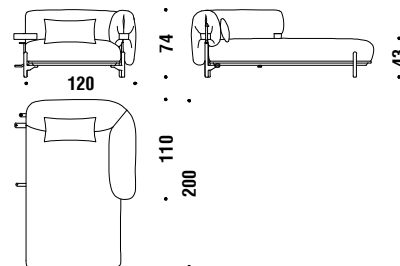


Chaise Longue right 120x200

Chaise Longue destra 120x200

0D3

8,5 mt. 1,9 m³ 70 Kg

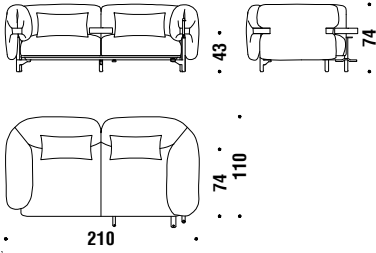


Left closed corner 2 seat 210x110

Angolo chiuso 2 posti sinistro 210x110

952

12 mt. 1,9 m³ 70 Kg

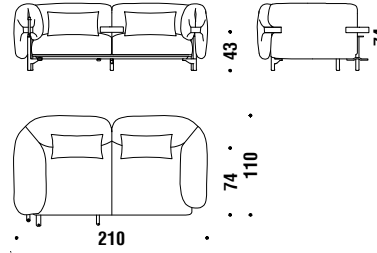


Right closed corner 2 seat 210x110

Angolo chiuso 2 posti destro 210x110

953

12 mt. 1,9 m³ 70 Kg

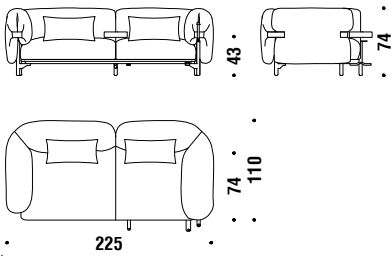


Left closed corner 2 seat major 225x110

Angolo chiuso 2 posti major sinistro 225x110

954

12,5 mt. 1,9 m³ 85 Kg

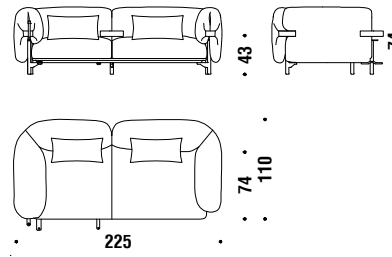


Right closed corner 2 seat major 225x110

Angolo chiuso 2 posti major destro 225x110

955

12,5 mt. 1,9 m³ 85 Kg

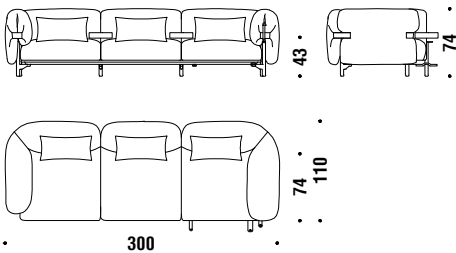


Left closed corner 3 seat 300x110

Angolo chiuso 3 posti sinistro 300x110

956

16 mt. 2,5 m³ 100 Kg

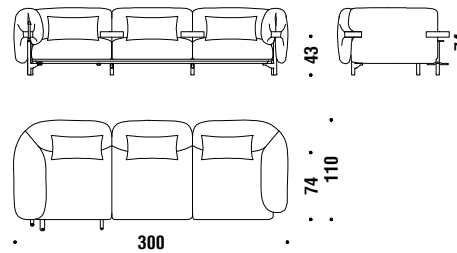


Right closed corner 3 seat 300x110

Angolo chiuso 3 posti destro 300x110

957

16 mt. 2,5 m³ 100 Kg

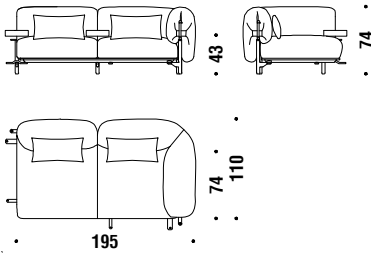


Left open corner 2 seat 195x110

Angolo aperto 2 posti sinistro 195x110

958

11 mt. 1,7 m³ 80 Kg

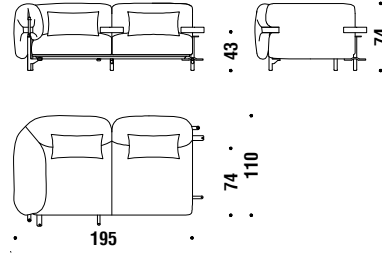


Right open corner 2 seat 195x110

Angolo aperto 2 posti destro 195x110

959

11 mt. 1,7 m³ 80 Kg

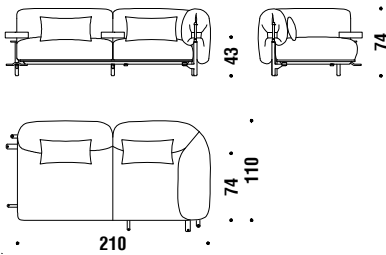


Left open corner 2 seat major 210x110

Angolo aperto 2 posti major sinistro 210x110

960

12 mt. 1,8 m³ 85 Kg

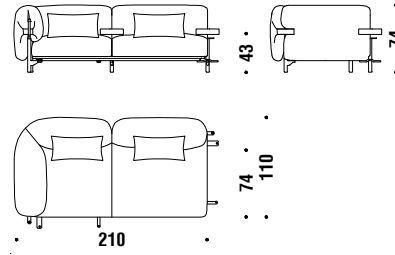


Right open corner 2 seat major 210x110

Angolo aperto 2 posti major destro 210x110

961

12 mt. 1,8 m³ 85 Kg

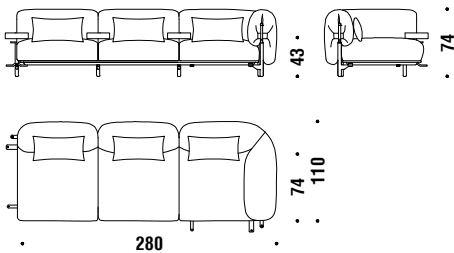


Left open corner 3 seat 280x110

Angolo aperto 3 posti sinistro 280x110

962

15 mt. 2,4 m³ 90 Kg

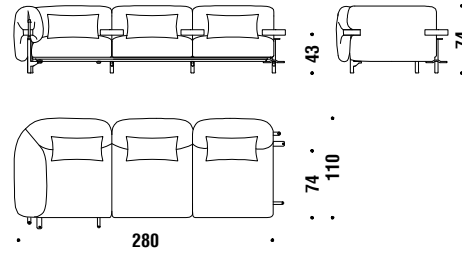


Right open corner 3 seat 280x110

Angolo aperto 3 posti destro 280x110

963

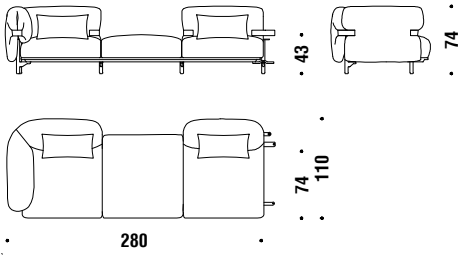
15 mt. 2,4 m³ 90 Kg



Lateral 3 seat left without backrest 280x110

Elemento 3 posti sinistro senza schienale 280x110 964

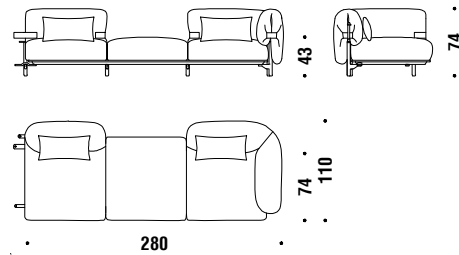
12,1 mt. 2,4 m³ 85 Kg



Lateral 3 seat right without backrest 280x110

Elemento 3 posti destro senza schienale 280x110 965

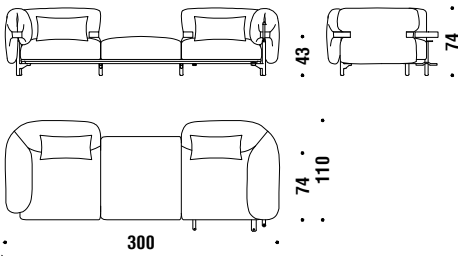
12,1 mt. 2,4 m³ 85 Kg



Left closed corner 3 seat without backrest 300x110

Angolo chiuso 3p sinistro senza schienale 300x110 967

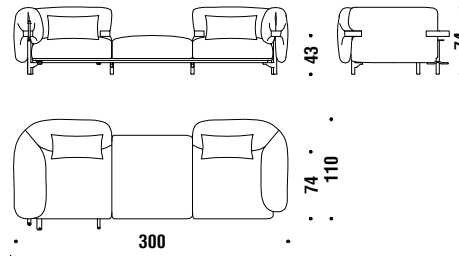
13,8 mt. 2,5 m³ 95 Kg



Right clos.corner 3 seat without backrest 300x110

Angolo chiuso 3p destro senza schienale 300x110 968

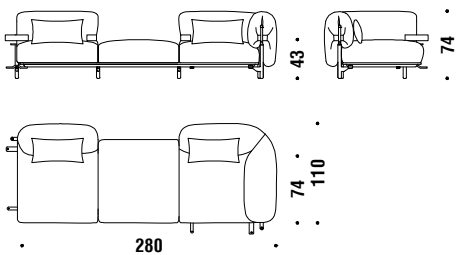
13,8 mt. 2,5 m³ 95 Kg



Left open corner 3 seat without backrest 280x110

Angolo aperto 3p sinistro senza schienale 280x110 969

12,7 mt. 2,4 m³ 85 Kg



Right open corner 3 seat without backrest 280x110

Angolo aperto 3p destro senza schienale 280x110 970

12,7 mt. 2,4 m³ 85 Kg

