

# Chamfer

Design Patricia Urquiola - 2018



' vol. 1 **SOFAS AND SEATING SYSTEMS**

**SOFAS AND SEATING ELEMENTS**

Seats are stress resistant polyurethane foam in varied densities and polyester fibre on wood frame.

Terminal parts of the sides are injected flame retardant polyurethane foam.

Optional cushions are goose down or polyester fibre. All compositions include steel linking elements.

Chamfer collection covers are removable.

**NOTE:**

- the prices shown are relative to the sofas without the cushions. To complete the order the backrest cushions and the optional pillows are listed below in order to allow to configure them with different fabrics compared to the sofa structure.

' vol.1 **SOFAS UND SITZSYSTEME**

**SOFAS und SITZELEMENTE**

Sitzelemente aus unverformbarem PU-Schaum, feuerhemmend, in unterschiedlicher Dichte und Polyesterwatte, Innenstruktur aus Holz.

Seitenelemente sind aus feuerhemmendem Kaltgeschäum und Polyesterwatte.

Optionale Kissen aus Daunen oder Polyesterwatte.

Verbindungshaken sind in jeder Lieferung inbegriffen.

Das Modell Chamfer ist abziehbar.

**HINWEISE**

- Lose Kissen sind nicht im Preis inbegriffen. Die verschiedenen Kissen sind aufgelistet und koennen mit verschiedene Stoffen bestellt werden.

**Recommended fabric hangers**

**Vorgeschlagene Stoffbuegel**

121-Elastic Fantastic 1 > Elastic 1 Uniform Melange

134-Elastic Fantastic 3 > Otto

135-Spring Palette > 1, 4, 5, 6, 7, 8

136-Mini Me > 1 Baby Braid, 2 Mini Husk

-Divina 3, Divina Melange 3, Divina MD by Kvadrat

-Byram by Kvadrat

-CUSHIONS:

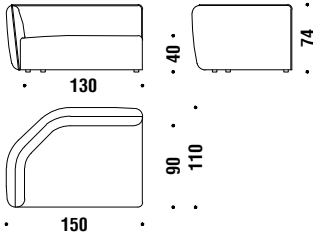
-Birds, Leafs, Ikebana

## Lateral 1 seat unit left 150x110

1-Sitz Element links 150x110

013

5,2 mt. ★ 10,1 m<sup>2</sup> 1,2 m<sup>3</sup> 67 Kg

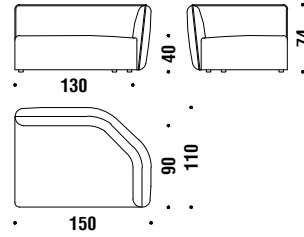


## Lateral 1 seat unit right 150x110

1-Sitz Element rechts 150x110

012

5,2 mt. ★ 10,1 m<sup>2</sup> 1,2 m<sup>3</sup> 67 Kg

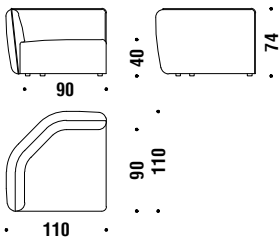


## Small corner 110x110

Ecke Klein 110x110

0AA

4 mt. ★ 7,6 m<sup>2</sup> 1 m<sup>3</sup> 60 Kg

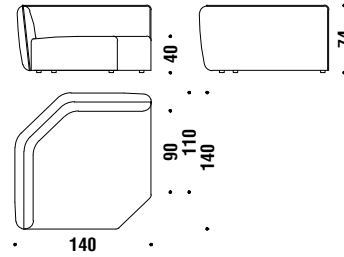


## Large corner 140x140

Ecke Gross 140x140

0AB

7,7 mt. ★ 14,7 m<sup>2</sup> 1,6 m<sup>3</sup> 84 Kg

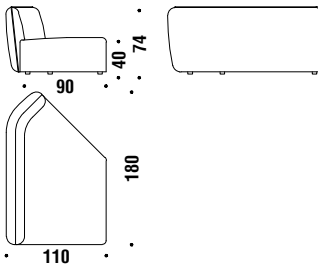


## Corner element 45° left 180x110

Ecke Element 45° links 180x110

0AF

7,2 mt. ★ 13,5 m<sup>2</sup> 1,6 m<sup>3</sup> 80 Kg

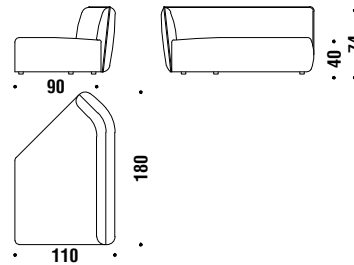


## Corner element 45° right 180x110

Ecke Element 45° rechts 180x110

0AE

7,2 mt. ★ 13,5 m<sup>2</sup> 1,6 m<sup>3</sup> 80 Kg

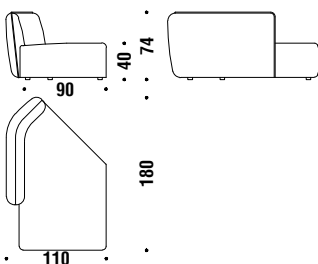


## Element peninsula left 180x110

Element Halbinsel links 180x110

0AH

7 mt. ★ 13,1 m<sup>2</sup> 1,6 m<sup>3</sup> 80 Kg

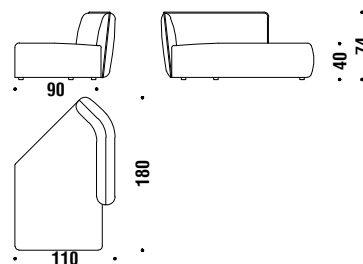


## Element peninsula right 180x110

Element Halbinsel rechts 180x110

0AG

7 mt. ★ 13,1 m<sup>2</sup> 1,6 m<sup>3</sup> 80 Kg

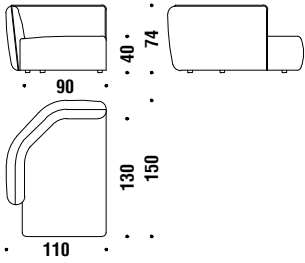


## Chaise longue left 150x110

### Chaise longue links 150x110

0AD

5 mt. ★ 9,5 m<sup>2</sup> 1,2 m<sup>3</sup> 70 Kg

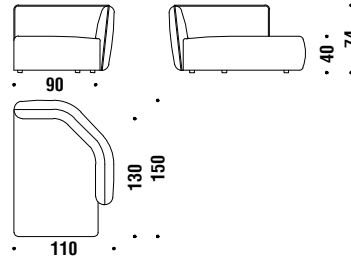


## Chaise longue right 150x110

### Chaise longue rechts 150x110

0AC

5 mt. ★ 9,5 m<sup>2</sup> 1,2 m<sup>3</sup> 70 Kg

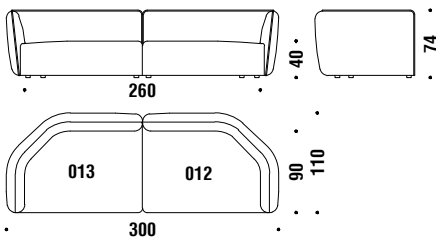


## 3 seater sofa 300x110

### Sofa 3-Sitzig 300x110

003

10,4 mt. ★ 20,2 m<sup>2</sup> 2,4 m<sup>3</sup> 140 Kg

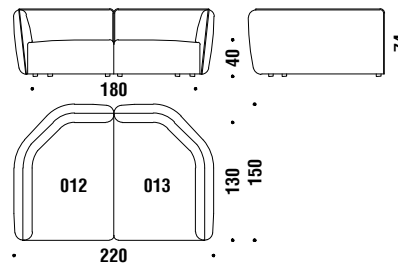


## Sofa Lounge 220x150

### Sofa Lounge 220x150

0D9

10,4 mt. ★ 20,2 m<sup>2</sup> 2,4 m<sup>3</sup> 140 Kg

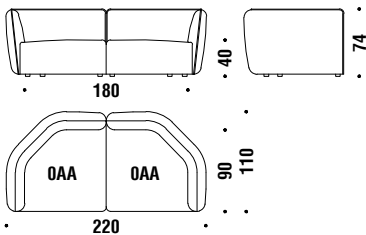


## 2 seater sofa major 220x110

### Sofa 2-Sitzig Major 220x110

018

7,5 mt. ★ 14,1 m<sup>2</sup> 2 m<sup>3</sup> 120 Kg

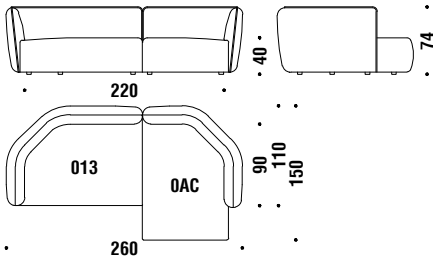


## Composition A10R or A10L

Zusammenstellung A10R oder A10L

A10

10,2 mt. ★ 19,6 m<sup>2</sup> 2,4 m<sup>3</sup> 140 Kg

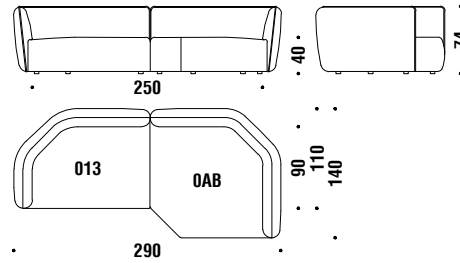


## Composition A20R or A20L

Zusammenstellung A20R oder A20L

A20

12,9 mt. ★ 24,8 m<sup>2</sup> 2,8 m<sup>3</sup> 151 Kg

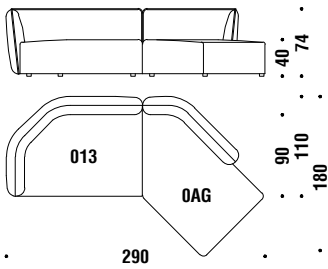


## Composition A30R or A30L

Zusammenstellung A30R oder A30L

A30

12,2 mt. ★ 23,2 m<sup>2</sup> 2,8 m<sup>3</sup> 150 Kg

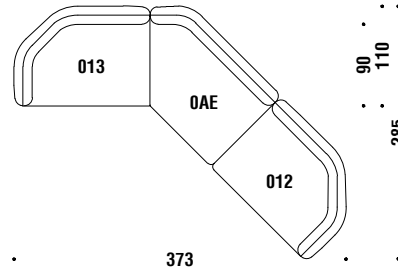


## Composition A40R or A40L

Zusammenstellung A40R oder A40L

A40

17,6 mt. ★ 33,7 m<sup>2</sup> 4 m<sup>3</sup> 220 Kg

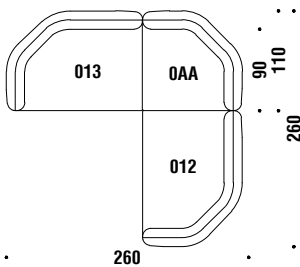


## Composition A12

Zusammenstellung A12

A12

14,8 mt. ★ 28,8 m<sup>2</sup> 3,4 m<sup>3</sup> 200 Kg

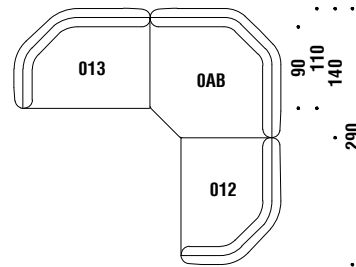


## Composition A13

Zusammenstellung A13

A13

18,1 mt. ★ 34,9 m<sup>2</sup> 4 m<sup>3</sup> 220 Kg

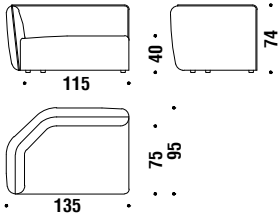


## Left element 135x95

### Element lateral links 135x95

013

4,6 mt. ★ 9,2 m<sup>2</sup> □ 1,2 m<sup>3</sup> 🛠 60 Kg

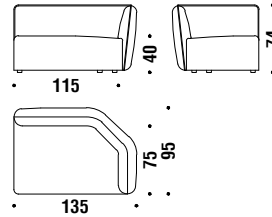


## Right element 135x95

### Element latera rechts 135x95

012

4,6 mt. ★ 9,2 m<sup>2</sup> □ 1,2 m<sup>3</sup> 🛠 60 Kg

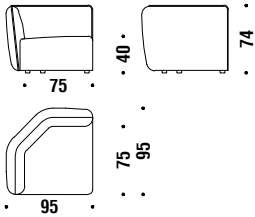


## Small 90° corner 95x95

### Ecke 90° Klein 95x95

0AA

4 mt. ★ 7,6 m<sup>2</sup> □ 0,7 m<sup>3</sup> 🛠 50 Kg

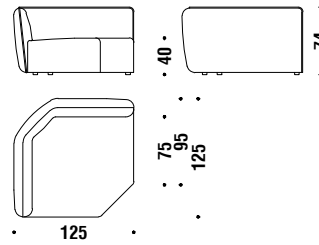


## Large 90° corner 125x125

### Ecke 90° Gross 125x125

0AB

5,8 mt. ★ 11,1 m<sup>2</sup> □ 1,4 m<sup>3</sup> 🛠 70 Kg

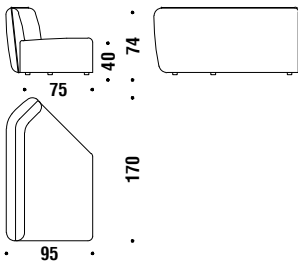


## Corner element 45° left 170x95

### Ecke Element 45° links 170x95

0AF

5,7 mt. ★ 10,9 m<sup>2</sup> □ 1,4 m<sup>3</sup> 🛠 70 Kg

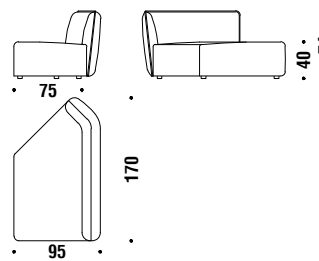


## Corner element 45° right 170x95

### Ecke Element 45° rechts 170x95

0AE

5,7 mt. ★ 10,9 m<sup>2</sup> □ 1,4 m<sup>3</sup> 🛠 70 Kg

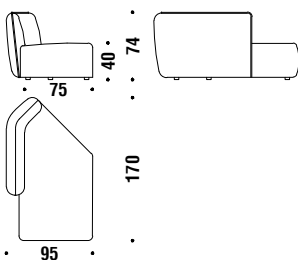


## Element peninsula left 170x95

### Element Halbinsel links 170x95

0AH

5,5 mt. ★ 10,5 m<sup>2</sup> □ 1,4 m<sup>3</sup> 🛠 70 Kg

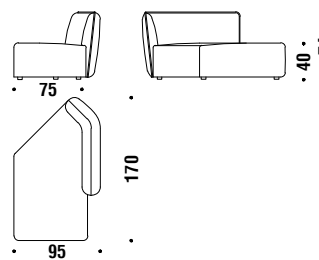


## Element peninsula right 170x95

### Element Halbinsel rechts 170x95

0AG

5,5 mt. ★ 10,5 m<sup>2</sup> □ 1,4 m<sup>3</sup> 🛠 70 Kg

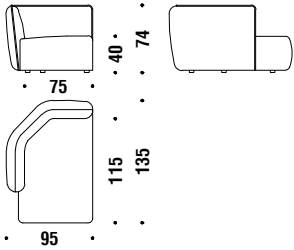


## Chaise longue left 135x95

### Chaise longue links 135x95

0AD

4,4 mt. ★ 8,2 m<sup>2</sup> 1,2 m<sup>3</sup> 60 Kg

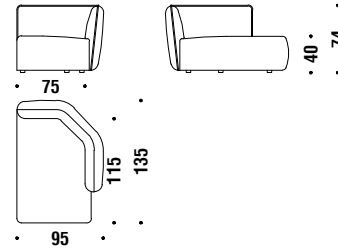


## Chaise longue right 135x95

### Chaise longue rechts 135x95

0AC

4,4 mt. ★ 8,2 m<sup>2</sup> 1,2 m<sup>3</sup> 60 Kg

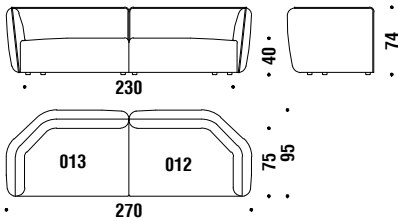


## 3 seater sofa 270x95

### Sofa 3-Sitzig 270x95

003

9,2 mt. ★ 18,4 m<sup>2</sup> 2,4 m<sup>3</sup> 120 Kg

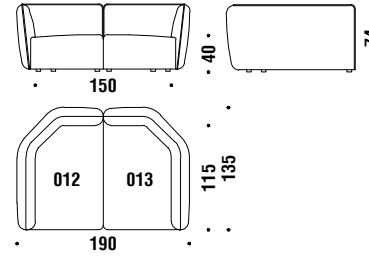


## Sofa Lounge 190x135

### Sofa Lounge 190x135

0D9

9,2 mt. ★ 18,4 m<sup>2</sup> 2,4 m<sup>3</sup> 120 Kg

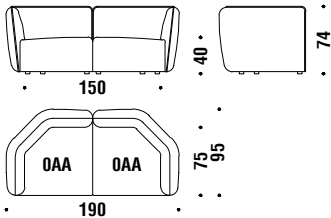


## 2 seater sofa major 190x95

### Sofa 2-Sitzig Major 190x95

018

8 mt. ★ 15,2 m<sup>2</sup> 1,4 m<sup>3</sup> 100 Kg

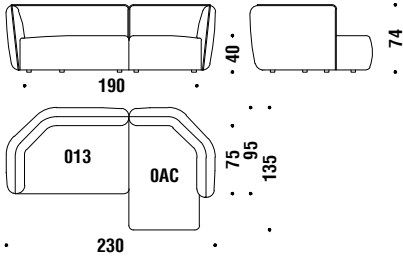


## Composition A10R or A10L

Zusammenstellung A10R oder A10L

A10

9 mt. ★ 17,6 m<sup>2</sup> 2,4 m<sup>3</sup> 120 Kg

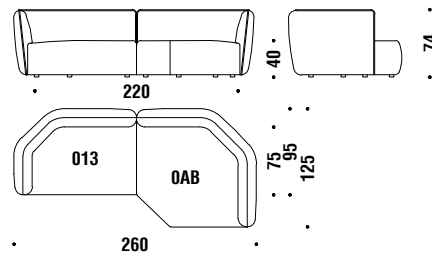


## Composition A20R or A20L

Zusammenstellung A20R oder A20L

A20

11,2 mt. ★ 22,2 m<sup>2</sup> 2,6 m<sup>3</sup> 130 Kg

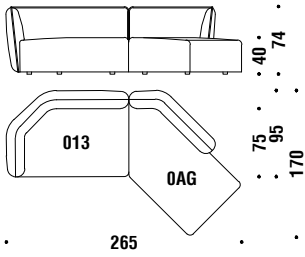


## Composition A30R or A30L

Zusammenstellung A30R oder A30L

A30

10,1 mt. ★ 19,7 m<sup>2</sup> 2,6 m<sup>3</sup> 130 Kg

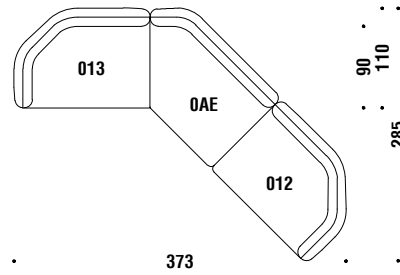


## Composition A40R or A40L

Zusammenstellung A40R oder A40L

A40

14,9 mt. ★ 29,3 m<sup>2</sup> 3,8 m<sup>3</sup> 190 Kg

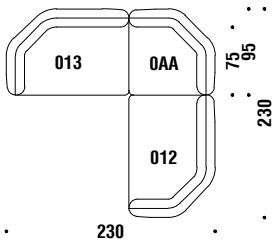


## Composition A12

Zusammenstellung A12

A12

13,2 mt. ★ 26 m<sup>2</sup> 3,1 m<sup>3</sup> 170 Kg

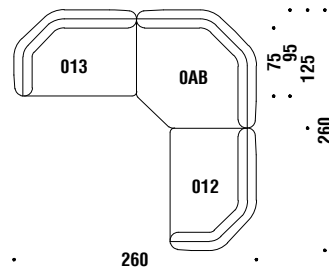


## Composition A13

Zusammenstellung A13

A13

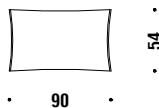
15,8 mt. ★ 31,4 m<sup>2</sup> 3,8 m<sup>3</sup> 190 Kg



## Optional cushion 90x54

Optional Kissen 90x54 758

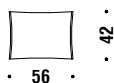
🌀 1,3 mt. ★ 1,6 m<sup>2</sup>



## Optional cushion 56x42

Kissen optional 56x42 759

🌀 0,6 mt. ★ 0,7 m<sup>2</sup>



## Optional cushion 58x52

Optiona Kissen 58x52 531

🌀 0,6 mt. ★ 0,7 m<sup>2</sup>



## Optional cushion 52x52

Optional Kissen 52x52 AG0080

🌀 0,6 mt. ★ 0,7 m<sup>2</sup>



## Optional cushion 40x40

Optional Kissen 40x40 AG004K

🌀 0,5 mt. ★ 0,6 m<sup>2</sup>

