



' vol. 1 **SOFAS AND SEATING SYSTEMS**

SOFAS and SEATING ELEMENTS for COMPOSITIONS
 Injected flame-retardant polyurethane foam and polyester fiberfill over internal steel frame.
 Front-back two-leg base is tubular steel with chrome or powder coat finish.

Seat cushions are in goose down over polyurethane foam.
 Back, armrest and optional cushions are goose down.

The Gentry collection covers are removable.

NOTES:

- sofas include two armrest cushions, elements with an arm include one armrest cushion
- compositions drawings are of right-facing versions only
- custom compositions: drawing must accompany order

please note: leather covers have top-stitched seams on back and armrests: other fabric versions do not have stitched seams. Back and optional cushions: underside of the covers in leather will be in fabric matching the color of the leather, while in the leather version Z ciré the back of the cushions is perforated.

' vol.1 **SOFAS UND SITZSYSTEME**

SOFAS und SITZELEMENTE für SITZGRUPPEN
 PU-Kaltschaum feuerhemmend und Polyesterwatte, Innenstruktur aus Stahl. Füße in Brückenform aus Stahlrohr verchromt oder pulverbeschichtet. Die Sitzkissen sind aus Daunen mit Einlage aus Polyurethanschaum. Kissen für Rückenlehne und Armlehnen und optionale Kissen mit Daunenfüllung. Die Kollektion Gentry ist abziehbar.

HINWEISE:

- die Sofas sind mit zwei Kissen für Armlehnen ausgestattet; Elemente mit einer Armlehne haben ein Kissen
- Die Zeichnungen zeigen die Rechtsausführung
- Bei Bestellung von nicht kodifizierten Kompositionen Zeichnung beilegen.

Achtung: Lederbezüge haben Verbindungsnahte auf der Rückseite und auf den Armlehnen, Stoffbezüge haben keine Nahte. Rücken- und lose Kissen: Die Rückseite der Bezüge in Leder wird in Stoff (Filzstoff) gefertigt. Farbe des Stoffes wird passend zur Lederfarbe gewählt, während in der Lederversion Z ciré die Rückseite der Kissen perforiert ist.



Recommended fabric hangers

Vorgeschlagene Stoffbuegel

- 115-People for Gentry > 4 Big braid, 3 Big Pois
- 118-Units 1 > Naviglio, Bernini, Stelvio
- 121-Elastic Fantastic 1 > Elastic 1 Uniform Melange
- 123-Units 4 > River, Panama, Lin
- 133-People for Gentry 2 > 4 Big Braid
- 134-Elastic Fantastic 3 > Elastic 3 Husk
- 135-Spring Palette > 1, 2, 4, 5
- 139-Norwegian Wood > Zanzibar
- Coda 2 by Kvadrat
- Pelle / Leather T
- Pelle / Leather Z > Ciré

Feet colors Farbenfüsse

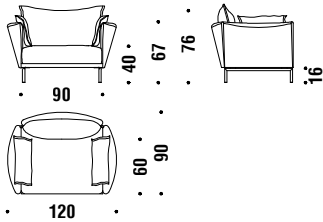


Armchair 120x90

Sessel 120x90

001

8,2 mt. ★ 13,2 m² 0,9 m³ 50 Kg

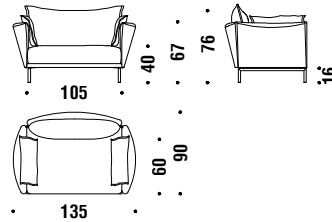


Armchair 135x90

Sessel 135x90

004

9 mt. ★ 15,4 m² 1 m³ 60 Kg

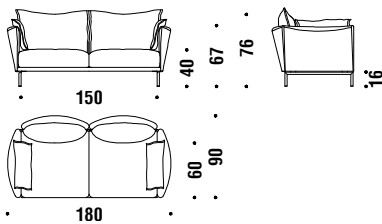


Sofa 180x90

Sofa 180x90

886

12 mt. ★ 22,8 m² 1,4 m³ 68 Kg

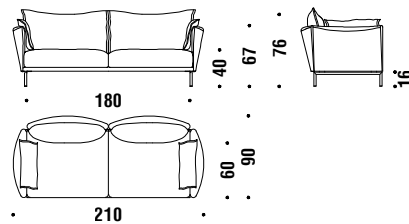


2 seater sofa 210x90

Sofa 2-Sitzig 210x90

855

13 mt. ★ 24,7 m² 1,5 m³ 87 Kg

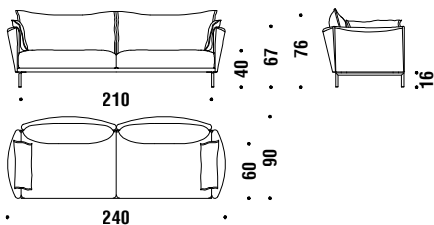


2 seater sofa major 240x90

Sofa 2-Sitzig Major 240x90

856

13,5 mt. ★ 25,7 m² 1,7 m³ 92 Kg

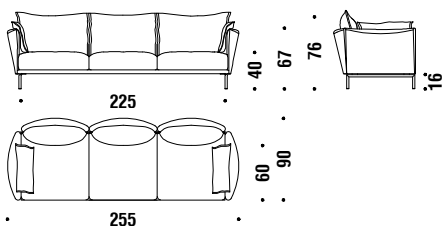


3 seater sofa 225x90

Sofa 3-Sitzig 225x90

003

12,8 mt. ★ 24 m² 2,1 m³ 92 Kg

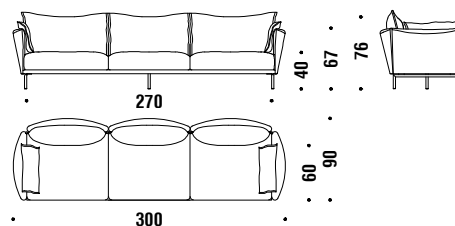


3 seater sofa 300x90

Sofa 3-sitzig 300x90

857

16,5 mt. ★ 31,3 m² 2,2 m³ 110 Kg

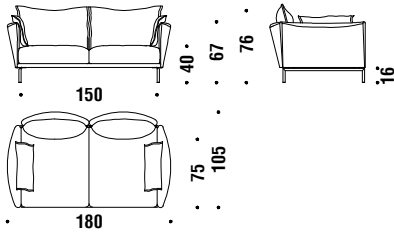


Sofa 180x105

Sofa 180x105

887

12,8 mt. ★ 24,3 m² 1,4 m³ 88 Kg

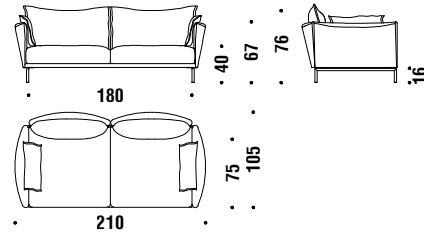


2 seater sofa 210x105

Sofa 2-Sitzig 210x105

002

12,8 mt. ★ 24,3 m² 1,7 m³ 91 Kg

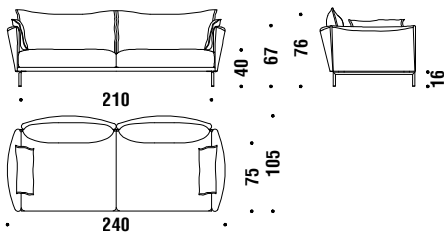


2 seater sofa major 240x105

Sofa 2-Sitzig Major 240x105

018

13,2 mt. ★ 25 m² 2,1 m³ 106 Kg

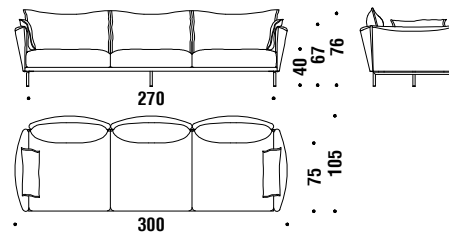


3 seater sofa 300x105

Sofa 3-sitzig 300x105

617

17 mt. ★ 32,3 m² 2,5 m³ 130 Kg

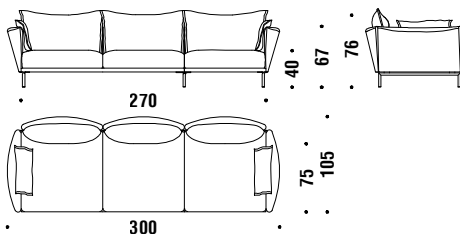


Composition C30R or C30L

Zusammenstellung C30R oder C30L

C30

17,7 mt. ★ 34 m² 2,4 m³ 130 Kg

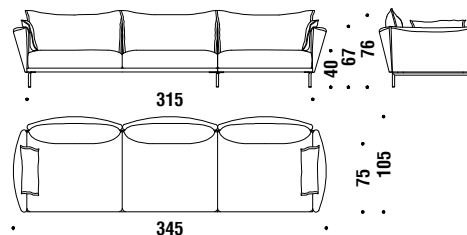


Composition C60R or C60L

Zusammenstellung C60R oder C60L

672

18 mt. ★ 34,5 m² 2,8 m³ 152 Kg

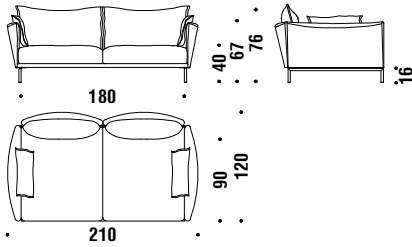


2 seater sofa 210x120

Sofa 2-sitzig 210x120

598

13,2 mt. ★ 25 m² 1,9 m³ 103 Kg

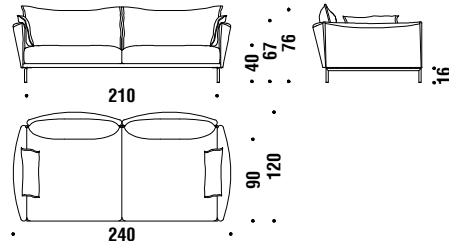


2 seater sofa major 240x120

Sofa 2-Sitzig Major 240x120

599

13,5 mt. ★ 25,7 m² 2,1 m³ 113 Kg

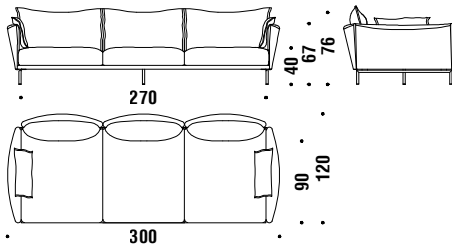


3 seater sofa 300x120

Sofa 3-sitzig 300x120

618

17,6 mt. ★ 33,5 m² 2,7 m³ 130 Kg

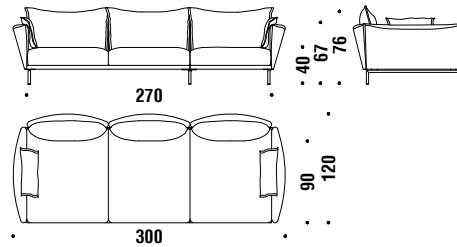


Composition C40R or C40L

Zusammenstellung C40R oder C40L

C40

17,5 mt. ★ 33 m² 2,7 m³ 120 Kg

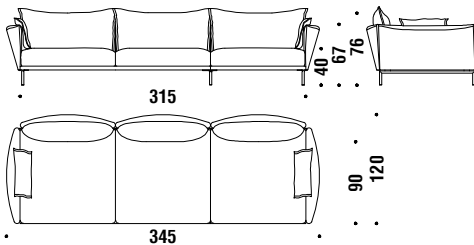


Composition C70R or C70L

Zusammenstellung C70R oder C70L

673

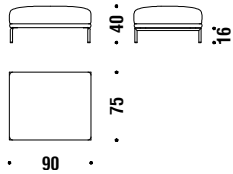
19,3 mt. ★ 37 m² 3 m³ 140 Kg



Stool 90x75

Hocker 90x75 214

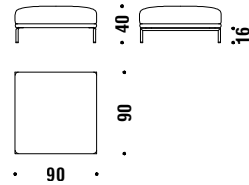
🌿 2,5 mt. ★ 4,9 m² 📦 0,3 m³ 🧑 28 Kg



Stool 90x90

Hocker 90x90 017

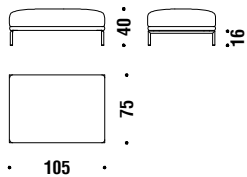
🌿 2,8 mt. ★ 5,2 m² 📦 0,4 m³ 🧑 25 Kg



Stool 105x75

Hocker 105x75 772

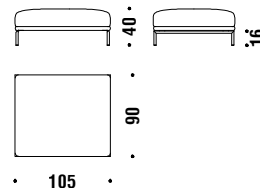
🌿 3,1 mt. ★ 5,5 m² 📦 0,4 m³ 🧑 25 Kg



Stool 105x90

Hocker 105x90 076

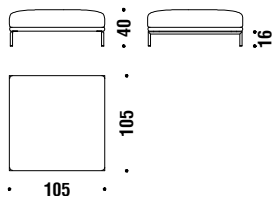
🌿 3,2 mt. ★ 6 m² 📦 0,6 m³ 🧑 40 Kg



Stool 105x105

Hocker 105x105 077

🌿 4 mt. ★ 7,3 m² 📦 0,7 m³ 🧑 35 Kg



Optional cushion 45x40

Optional Kissen 45x40 04K

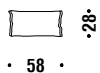
🌿 0,6 mt. ★ 1 m²



Optional cushion 58x28

Optional Kissen 58x28 529

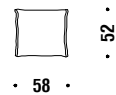
🌿 0,7 mt. ★ 1,1 m²



Optional cushion 58x52

Optional Kissen 58x52 531

🌿 0,8 mt. ★ 1,2 m²

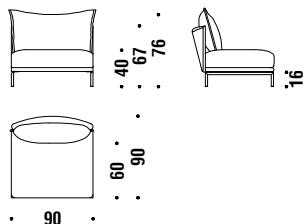


1 seater central element 90x90

1-Sitz Zentralelement 90x90

858

4,8 mt. ★ 9,1 m² 0,7 m³ 30 Kg

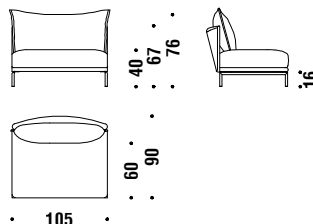


1 seater central element 105x90

1-Sitz Zentralelement 105x90

859

5,4 mt. ★ 10,2 m² 0,9 m³ 35 Kg

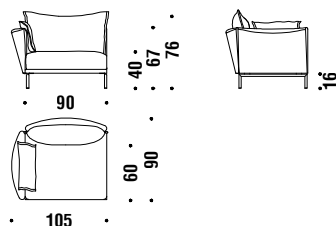


1 seater lateral left 105x90

1-Sitz Element links 105x90

864

6,8 mt. ★ 13 m² 0,8 m³ 45 Kg

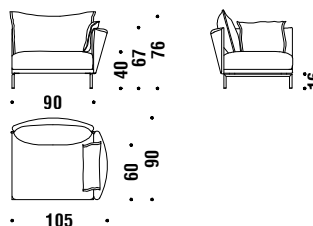


1 seater lateral right 105x90

1-Sitz Element rechts 105x90

865

6,8 mt. ★ 13 m² 0,8 m³ 45 Kg

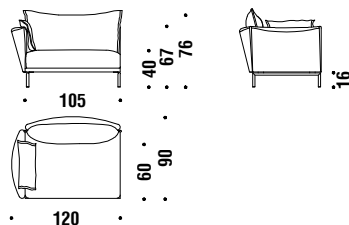


1 seater lateral left 120x90

1-Sitz Element links 120x90

866

7 mt. ★ 13,3 m² 0,9 m³ 40 Kg

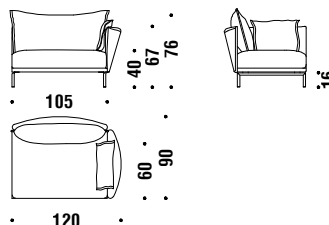


1 seater lateral right 120x90

1-Sitz Element rechts 120x90

867

7 mt. ★ 13,3 m² 0,9 m³ 40 Kg

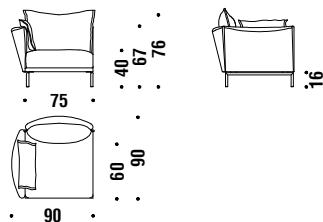


1 seater lateral element 90x90

1-Sitz element lateral 90x90

09U

6 mt. ★ 11 m² 0,7 m³ 35 Kg



Back cushion 105

Rücken Kissen 105

OK3

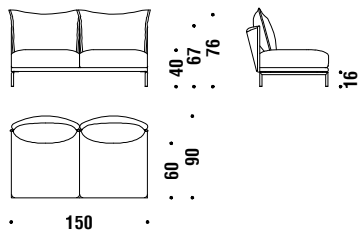
1,5 mt. ★ 2,8 m²

2 seater central element 150x90

2-Sitz Zentralelement 150x90

860

8,4 mt. ★ 16 m² 1,1 m³ 50 Kg

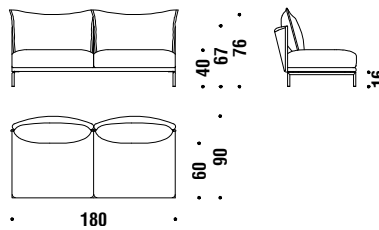


2 seater central element 180x90

2-Sitz Zentralelement 180x90

862

8,8 mt. ★ 16,8 m² 1,3 m³ 60 Kg

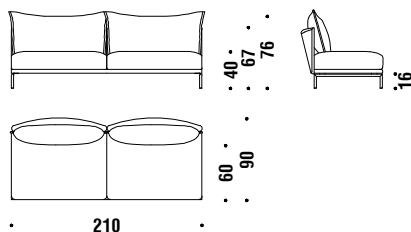


2 seater central element 210x90

2-Sitz Zentralelement 210x90

863

9,6 mt. ★ 18,2 m² 1,5 m³ 65 Kg

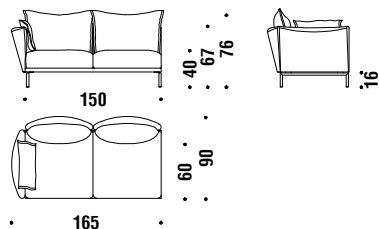


2 seater lateral left 165x90

2-Sitz Element links 165x90

868

11 mt. ★ 21 m² 1,2 m³ 55 Kg

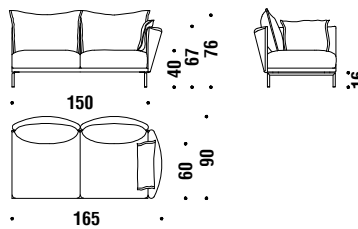


2 seater lateral right 165x90

2-Sitz Element rechts 165x90

869

11 mt. ★ 21 m² 1,2 m³ 55 Kg

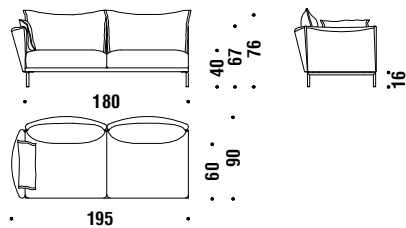


2 seater lateral left 195x90

2-Sitz Element links 195x90

872

11 mt. ★ 21 m² 1,4 m³ 78 Kg

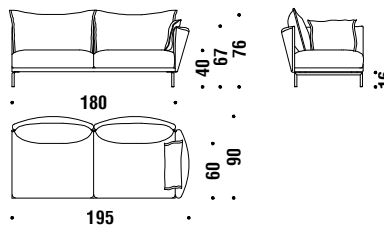


2 seater lateral right 195x90

2-Sitz Element rechts 195x90

873

11 mt. ★ 21 m² 1,4 m³ 78 Kg

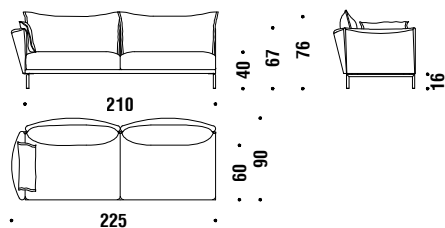


2 seater lateral left 225x90

2-Sitz Element links 225x90

874

11 mt. ★ 22,5 m² 1,6 m³ 80 Kg

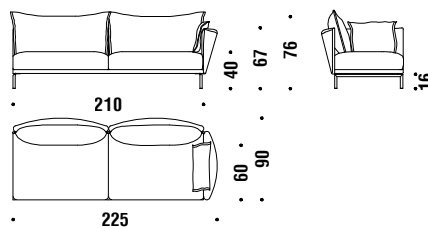


2 seater lateral right 225x90

2-Sitz Element rechts 225x90

875

11 mt. ★ 22,5 m² 1,6 m³ 80 Kg

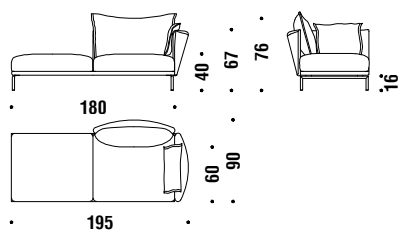


2 seater left peninsula 195x90

2-Sitz Halbinsel links 195x90

876

9 mt. ★ 17,1 m² 1,4 m³ 65 Kg

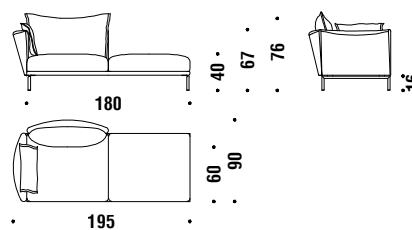


2 seater right peninsula 195x90

2-Sitz Halbinsel rechts 195x90

877

9 mt. ★ 17,1 m² 1,4 m³ 65 Kg

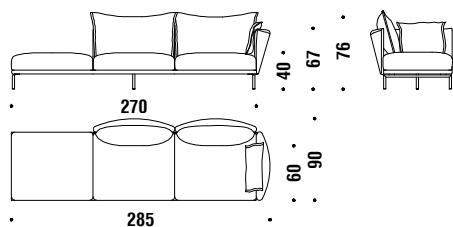


3 seater left peninsula 285x90

3-Sitz.Halbinsel links 285x90

878

13,5 mt. ★ 25,7 m² 2,1 m³ 95 Kg

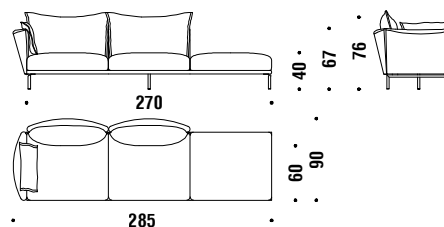


3 seater right peninsula 285x90

3-Sitz.Halbinsel rechts 285x90

879

13,5 mt. ★ 25,7 m² 2,1 m³ 95 Kg

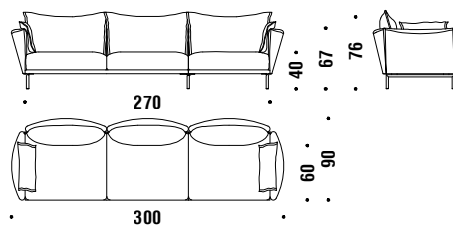


Composition C71R or C71L

Zusammenstellung C71R oder C71L

C71

17 mt. ★ 32,3 m² 2,2 m³ 123 Kg

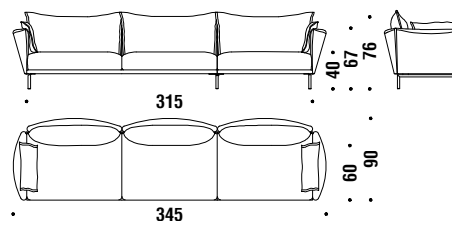


Composition C81R or C81L

Zusammenstellung C81R oder C81L

C81

18,2 mt. ★ 35 m² 2,5 m³ 120 Kg

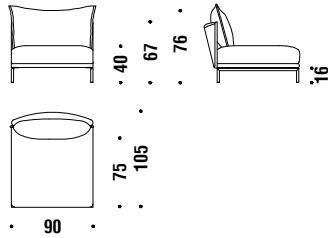


1 seater central element 90x105

1-Sitz Zentralelement 90x105

395

5 mt. ★ 9,5 m² 0,9 m³ 35 Kg

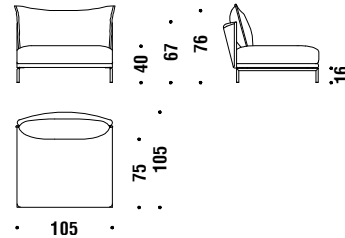


1 seater central element 105x105

1-Sitz Zentralelement 105x105

011

6 mt. ★ 11,4 m² 0,9 m³ 35 Kg

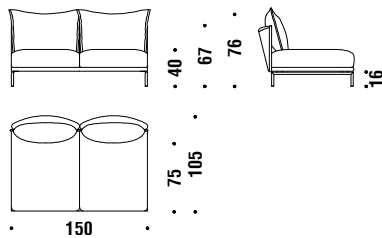


2 seater central element 150x105

2-Sitz Zentralelement 150x105

861

8,8 mt. ★ 16,8 m² 1,3 m³ 55 Kg

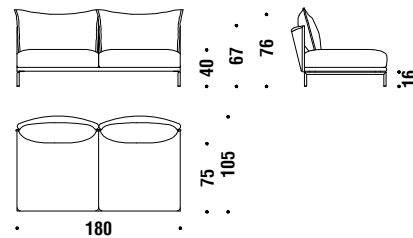


2 seater central element 180x105

2-Sitz Zentralelement 180x105

397

9,3 mt. ★ 17,6 m² 1,4 m³ 65 Kg

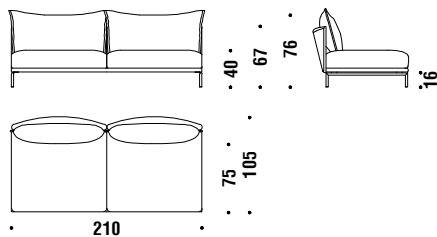


2 seater central element 210x105

2-Sitz Zentralelement 210x105

398

10,4 mt. ★ 19,8 m² 1,7 m³ 70 Kg

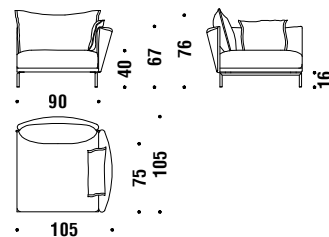


1 seater lateral element 105x105

1-Sitz element lateral 105x105

053

7 mt. ★ 13 m² 0,9 m³ 50 Kg

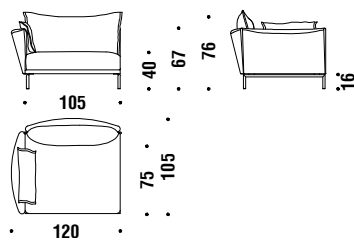


1 seater lateral left 120x105

1-Sitz Element links 120x105

334

7,3 mt. ★ 13,9 m² 1 m³ 59 Kg

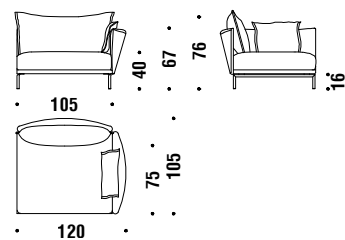


1 seater lateral right 120x105

1-Sitz Element rechts 120x105

335

7,3 mt. ★ 13,9 m² 1 m³ 59 Kg

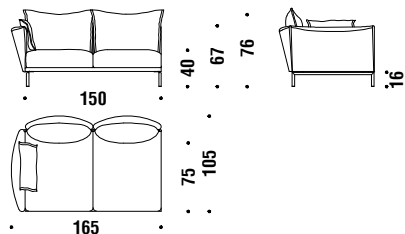


2 seater lateral left 165x105

2-Sitz Element links 165x105

870

11 mt. ★ 21 m² 1,4 m³ 60 Kg

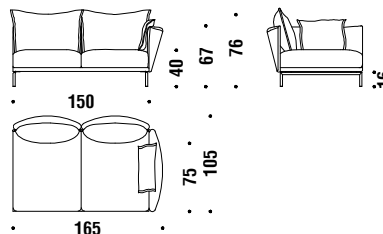


2 seater lateral right 165x105

2-Sitz Element rechts 165x105

871

11 mt. ★ 21 m² 1,4 m³ 60 Kg

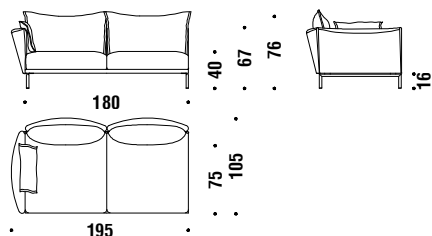


2 seater lateral left 195x105

2-Sitz Element links 195x105

626

11,8 mt. ★ 22,5 m² 1,5 m³ 70 Kg

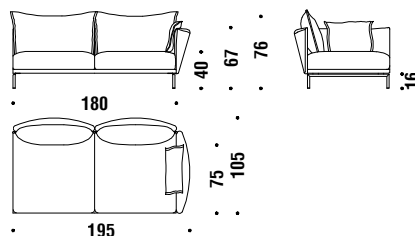


2 seater lateral right 195x105

2-Sitz Element rechts 195x105

627

11,8 mt. ★ 22,5 m² 1,5 m³ 70 Kg

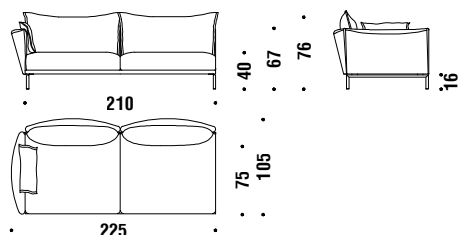


2 seater lateral left 225x105

2-Sitz Element links 225x105

628

12,4 mt. ★ 23,6 m² 1,8 m³ 93 Kg

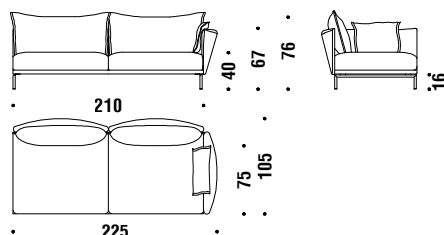


2 seater lateral right 225x105

2-Sitz Element rechts 225x105

629

12,4 mt. ★ 23,6 m² 1,8 m³ 93 Kg

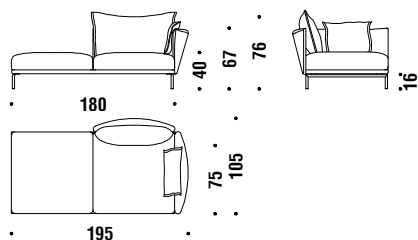


2 seater left peninsula 195x105

2-Sitz Halbinsel links 195x105

674

9,6 mt. ★ 18,2 m² 1,4 m³ 65 Kg

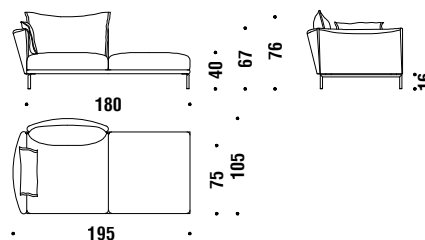


2 seater right peninsula 195x105

2-Sitz Halbinsel rechts 195x105

675

9,6 mt. ★ 18,2 m² 1,4 m³ 65 Kg

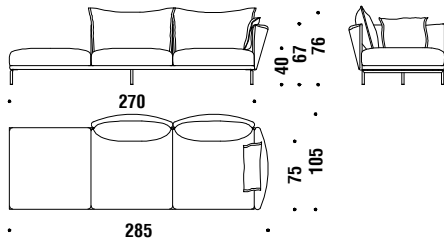


3 seater left peninsula 285x105

3-Sitz.Halbinsel links 285x105

676

14 mt. ★ 26,6 m² 2,5 m³ 100 Kg

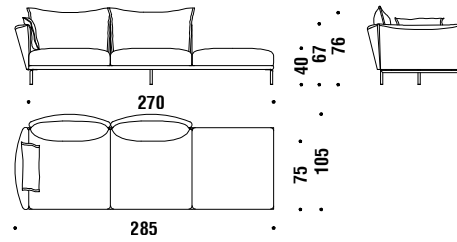


3 seater right peninsula 285x105

3-Sitz.Halbinsel rechts 285x105

677

14 mt. ★ 26,6 m² 2,5 m³ 100 Kg

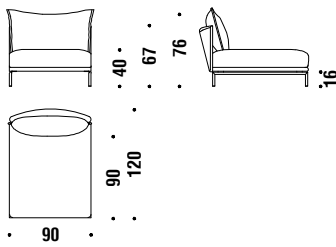


1 seater central element 90x120

1-Sitz Zentralelement 90x120

331

5 mt. ★ 9,5 m² 1 m³ 40 Kg

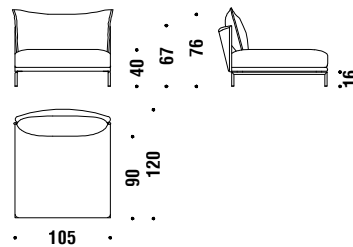


1 seater central element 105x120

1-Sitz Zentralelement 105x120

396

6 mt. ★ 11,4 m² 1 m³ 40 Kg

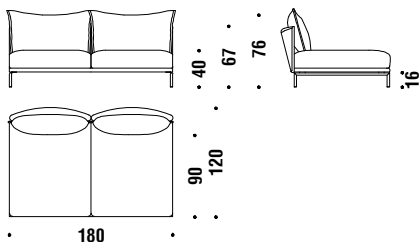


2 seater central element 180x120

2-Sitz Zentralelement 180x120

391

9,1 mt. ★ 17,3 m² 1,6 m³ 70 Kg

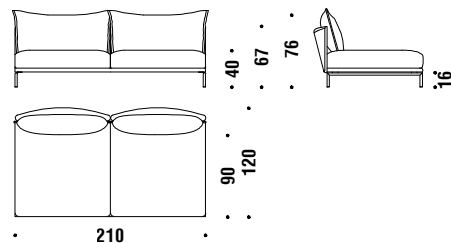


2 seater central element 210x120

2-Sitz Zentralelement 210x120

399

11 mt. ★ 20,6 m² 1,8 m³ 75 Kg

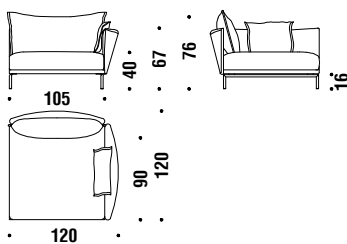


1 seater lateral element 120x120

1-Sitz element lateral 120x120

052

7 mt. ★ 13 m² 1,1 m³ 50 Kg

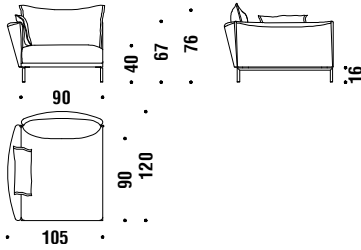


1 seater lateral left 105x120

1-Sitz Element links 105x120

388

7,3 mt. ★ 13,9 m² 1 m³ 45 Kg

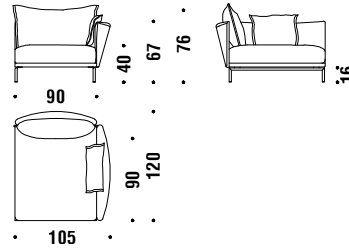


1 seater lateral right 105x120

1-Sitz Element rechts 105x120

387

7,3 mt. ★ 13,9 m² 1 m³ 45 Kg

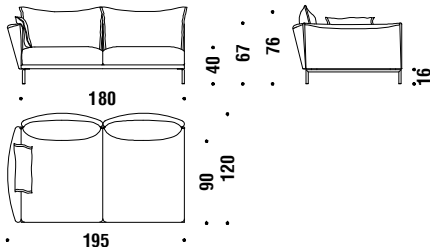


2 seater lateral left 195x120

2-Sitz Element links 195x120

646

12,1 mt. ★ 23 m² 1,7 m³ 75 Kg

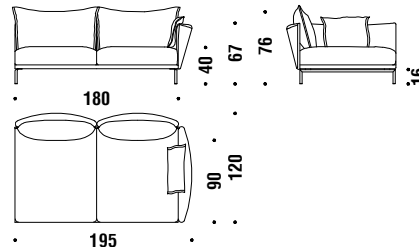


2 seater lateral right 195x120

2-Sitz Element rechts 195x120

647

12,1 mt. ★ 23 m² 1,7 m³ 75 Kg

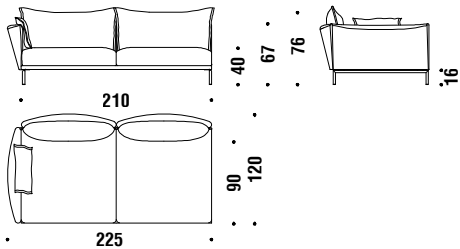


2 seater lateral left 225x120

2-Sitz Element links 225x120

648

12 mt. ★ 23 m² 1,9 m³ 90 Kg

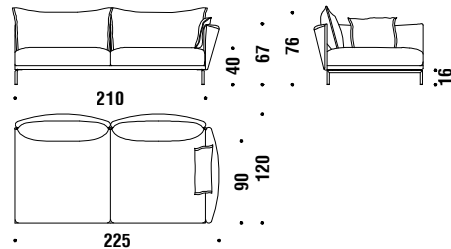


2 seater lateral right 225x120

2-Sitz Element rechts 225x120

649

12 mt. ★ 23 m² 1,9 m³ 90 Kg

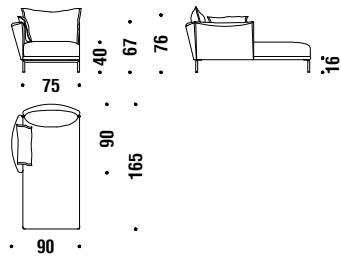


Chaise Longue left 90x165

Chaise Longue links 90x165

880

7,7 mt. ★ 14,7 m² 1,2 m³ 65 Kg

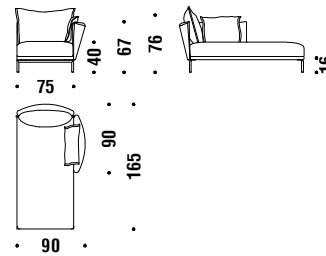


Chaise Longue right 90x165

Chaise Longue rechts 90x165

881

7,7 mt. ★ 14,7 m² 1,2 m³ 65 Kg

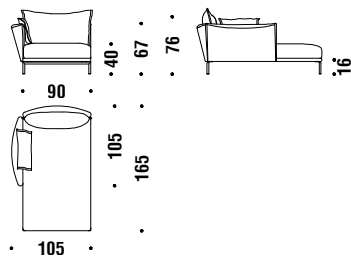


Chaise Longue left 105x165

Chaise Longue links 105x165

882

8 mt. ★ 15,2 m² 1,4 m³ 70 Kg

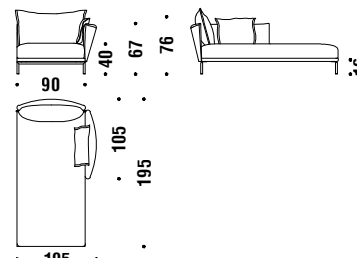


Chaise Longue right 105x165

Chaise Longue rechts 105x165

883

8 mt. ★ 15,2 m² 1,4 m³ 70 Kg

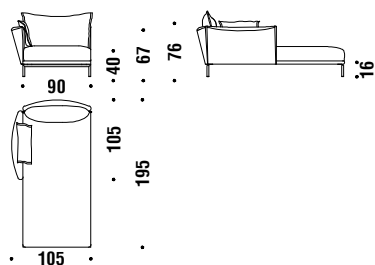


Chaise Longue left 105x195

Chaise Longue links 105x195

OD4

8,8 mt. ★ 16,8 m² 1,7 m³ 85 Kg

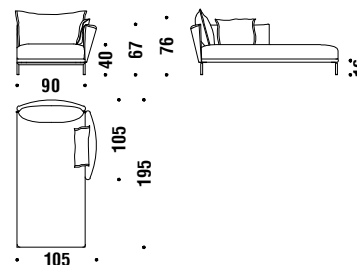


Chaise Longue right 105x195

Chaise Longue rechts 105x195

OD3

8,8 mt. ★ 16,8 m² 1,7 m³ 85 Kg

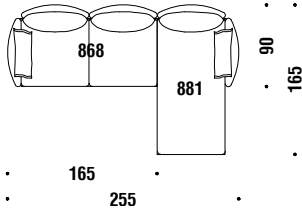


Composition C21R or C21L

Zusammenstellung C21R oder C21L

C21

17,3 mt. ★ 32 m² 2,4 m³ 130 Kg

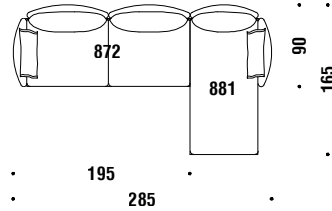


Composition C31R or C31L

Zusammenstellung C31R oder C31L

C31

18,6 mt. ★ 35,3 m² 2,6 m³ 143 Kg

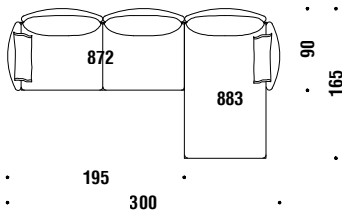


Composition C11R or C11L

Zusammenstellung C11R oder C11L

C11

17,3 mt. ★ 32 m² 2,8 m³ 148 Kg

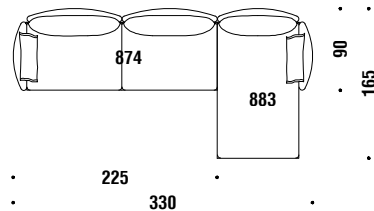


Composition C51R or C51L

Zusammenstellung C51R oder C51L

C51

17,3 mt. ★ 32 m² 3 m³ 160 Kg

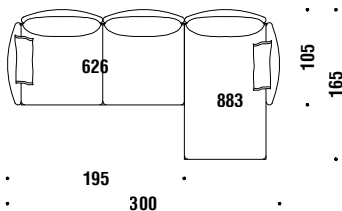


Composition C42R or C42L

Zusammenstellung C42R oder C42L

C42

19,8 mt. ★ 37,7 m² 2,9 m³ 140 Kg

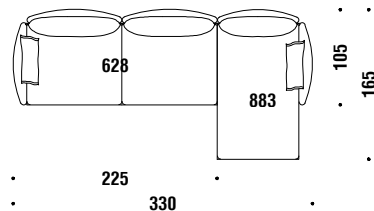


Composition C22R or C22L

Zusammenstellung C22R oder C22L

C22

20,4 mt. ★ 38,8 m² 3,2 m³ 163 Kg

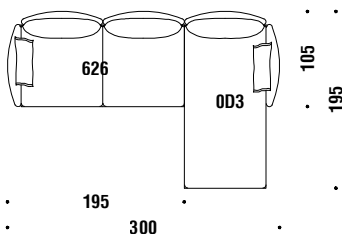


Composition C10R or C10L

Zusammenstellung C10R oder C10L

C10

18,6 mt. ★ 35,3 m² 3,2 m³ 155 Kg

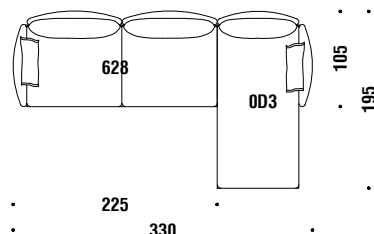


Composition C20R or C20L

Zusammenstellung C20R oder C20L

C20

18,2 mt. ★ 35 m² 3,5 m³ 170 Kg

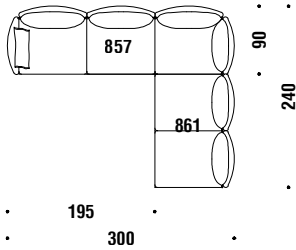


Composition A51R or A51L

Zusammenstellung A51R oder A51L

A51

26,3 mt. ★ 50 m² 3,5 m³ 165 Kg

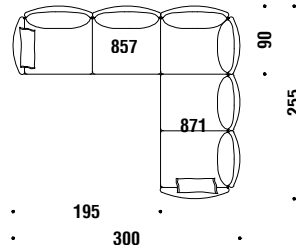


Composition A61R or A61L

Zusammenstellung A61R oder A61L

A61

27 mt. ★ 51,3 m² 3,6 m³ 170 Kg

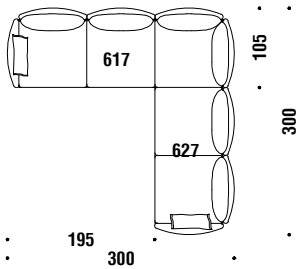


Composition A50R or A50L

Zusammenstellung A50R oder A50L

A50

28 mt. ★ 53,2 m² 4 m³ 190 Kg

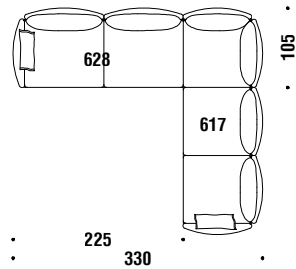


Composition A60R or A60L

Zusammenstellung A60R oder A60L

A60

28 mt. ★ 53,2 m² 4,3 m³ 222 Kg

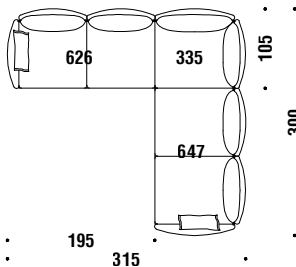


Composition B50R or B50L

Zusammenstellung B50R oder B50L

B50

30 mt. ★ 57 m² 4,2 m³ 190 Kg

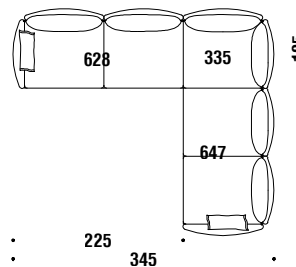


Composition B60R or B60L

Zusammenstellung B60R oder B60L

B60

30 mt. ★ 57 m² 4,5 m³ 205 Kg

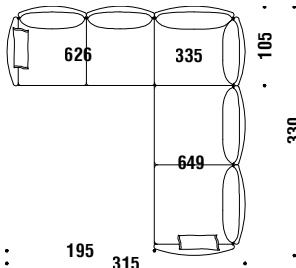


Composition B70R or B70L

Zusammenstellung B70R oder B70L

B70

30 mt. ★ 57 m² 4,5 m³ 205 Kg

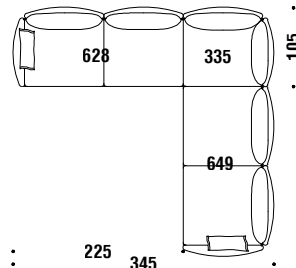


Composition B80R or B80L

Zusammenstellung B80R oder B80L

B80

30 mt. ★ 57 m² 4,7 m³ 220 Kg

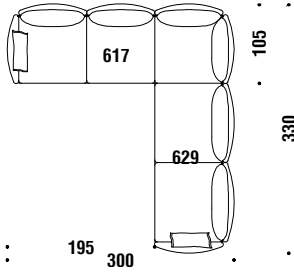


Composition A70R or A70L

Zusammenstellung A70R oder A70L

A70

28 mt. ★ 53,2 m² 4,3 m³ 205 Kg

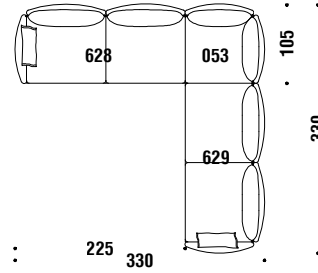


Composition A80R or A80L

Zusammenstellung A80R oder A80L

A80

28 mt. ★ 53,2 m² 4,5 m³ 210 Kg

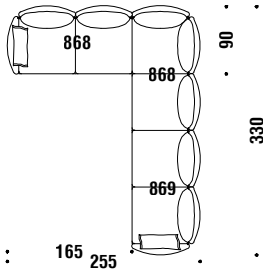


Composition A71R or A71L

Zusammenstellung A71R oder A71L

A71

31,5 mt. ★ 60 m² 3,6 m³ 165 Kg

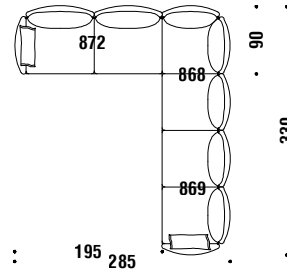


Composition A81R or A81L

Zusammenstellung A81R oder A81L

A81

31,5 mt. ★ 60 m² 3,8 m³ 175 Kg

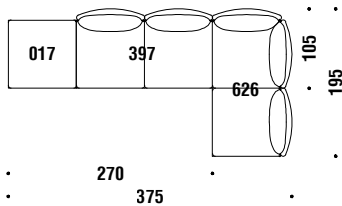


Composition A90R or A90L

Zusammenstellung A90R oder A90L

A90

22 mt. ★ 42 m² 3,5 m³ 165 Kg

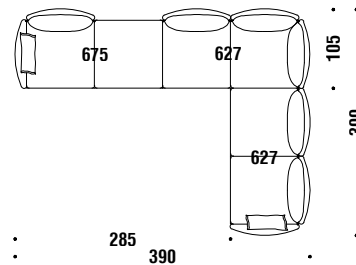


Composition B90R or B90L

Zusammenstellung B90R oder B90L

B90

34,1 mt. ★ 65 m² 4,4 m³ 205 Kg



Composition C50R or C50L

Zusammenstellung C50R oder C50L

C50

36,1 mt. ★ 66,2 m² 5,7 m³ 255 Kg

