

Josephine

Design Gordon Guillaumier - 2017

JPO



' vol. 1 SOFAS AND SEATING SYSTEMS

SOFAS and SEATING ELEMENTS

Seat in flame retardant polyurethane foam, backrests and armrests in polyester fiberfill and injected flame retardant foam on wood frame. Feet in varnished ash or lacquered beech. Glides in polyethylene. Josephine collection covers are not removable.

' vol. 1 DIVANI E SISTEMI DI SEDUTE

DIVANI ed ELEMENTI DI SEDUTA

Sedute in poliuretano espanso ignifugo a densità differenziata, fianchi e schiene in poliuretano schiumato a freddo ignifugo e fibra poliestere con struttura interna in legno. Piedi in frassino verniciato o faggio laccato. Sottopiedi in polietilene. La collezione Josephine non è sfoderabile.

Recommended fabric hangers

Tirille e tessuti consigliati

- 139-Norwegian Wood > Zanzibar
- Divina 3, Divina Melange 3, Divina MD by Kvadrat
- Uniform Melange by Febrik
- Pelle / Leather T
- Pelle / Leather Z > Ciré, Ciré Soft, Cervo

Base colors Colori basi



NATURAL
ash



TROPICAL
WOOD
ash



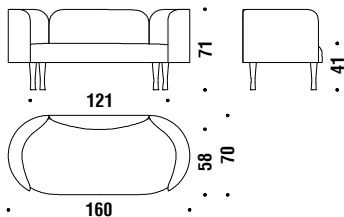
HIGH GLOSS
BLACK
beech

2 seater sofa

Divano 2 posti

002

5 mt. ★ 10 m² 0,9 m³ 50 Kg

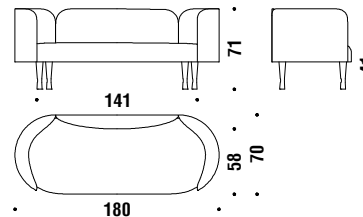


2 seater sofa major

Divano 2 posti major

018

6 mt. ★ 11,4 m² 1,1 m³ 55 Kg

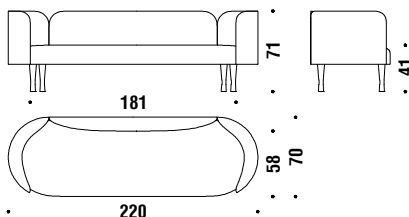


3 seater sofa

Divano 3 posti

003

6,6 mt. ★ 12,6 m² 1,5 m³ 65 Kg

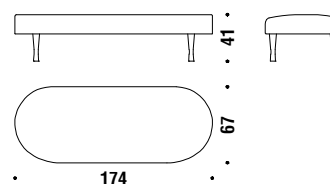


Bench 174

Panca da 174

OTF

2 mt. ★ 3,8 m² 1,1 m³ 50 Kg

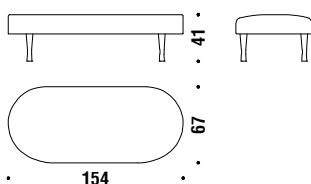


Bench 154

Panca 154

OTE

1,8 mt. ★ 3,4 m² 0,9 m³ 45 Kg

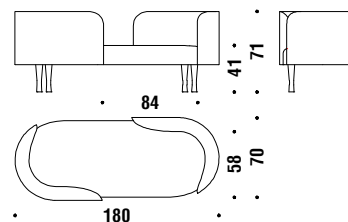


Vis à vis 180

Vis à vis 180

OTW

5,1 mt. ★ 9,7 m² 1,1 m³ 60 Kg



Vis à vis 160

Vis à vis 160

OTV

4,8 mt. ★ 9,2 m² 0,9 m³ 50 Kg

