

Serpentine

Design Tom Dixon - 2003

SRO



' vol. 1 SOFAS AND SEATING SYSTEMS

MODULAR ELEMENTS

Injected flame-retardant polyurethane foam and polyester fiberfill over internal steel frame. Feet with height-adjustable glides are steel with powder coat finish.

Serpentine collection covers are not removable.

NOTES:

- a drawing is required when placing an order for a sofa composition
- each module cannot be used as free-standing
- add 2 weeks to standard lead time.

' vol.1 CANAPÉS ET SYSTÈMES DE SIÈGES

ÉLÉMENTS MODULAIRES

Mousse de polyuréthane ignifugée injectée à froid et fibre polyester avec structure interne en acier. Pieds en acier laqué par poudrage avec patins réglables en hauteur.

La collection Serpentine n'est pas déhoussable.

NOTES:

- joindre un dessin pour toute commande de composition
- il n'est pas possible d'utiliser des éléments séparés
- ajouter 2 semaines à la livraison.



Recommended fabric hangers

Liasses de tissus conseillées

- Divina 3, Divina Melange 3, Divina MD by Kvadrat
- Hallingdal 65 by Kvadrat
- Tonus 4 by Kvadrat
- Stamskin Top
- Pelle / Leather T

Feet colors Couleurs pieds



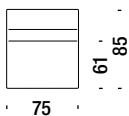
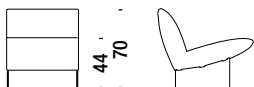
ANTHRACITE
RAL 7016

Central element 75

Elément central 75

04A

2,9 mt. ★ 5,2 m² 0,5 m³ 30 Kg

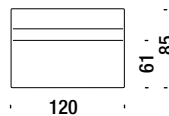
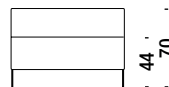


Central element 120

Elément central 120

0W7

3,3 mt. ★ 6 m² 0,8 m³ 40 Kg

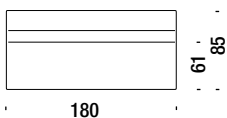



Central element 180

Elément central 180

04T

5,3 mt. ★ 9,6 m² 1,1 m³ 53 Kg

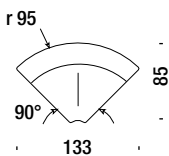


Closed corner

Angle fermé

04H

3 mt. ★ 5,4 m² 0,7 m³ 50 Kg



Open corner

Angle ouvert

04I

2,7 mt. ★ 4,9 m² 0,7 m³ 50 Kg

