

— Woodwave —

DLA



CHAIR AND STOOL

Structure in painted ash. Back and seat in beech veneered painted ash. Interchangeable polypropylene insoles. The stool has footrests in black painted steel.

TABLES

Ash veneer top always painted transparent and black MDF under top. Top edge and base in plywood covered in painted ash, bottom in black painted steel. PVC glides, adjustable in height.

NOTES:

- Chair stackable up to 3 units
- Table base is empty and needs to be ballasted
- Tables are supplied disassembled.

CHAISE ET TABOURET

Structure en frêne verni. Dossier et assise en hêtre plaqué frêne verni. Semelles intérieures en polypropylène interchangeables. Le tabouret a repose-pieds en acier peint en noir.

TABLES

Plan en placage de frêne toujours peint transparent et sous plan en MDF noir. Bord du plateau et base en contreplaqué recouvert de frêne peint, fond en acier peint noir. Patins en PVC, réglables en hauteur.

NOTES:

- Chaise empilable jusqu'à 3 unités
- Le piètement de la table est creux à l'intérieur et il faut le lester
- Les tables sont fournies démontées.

Couleurs bois



CHARCOAL



NATURAL ASH

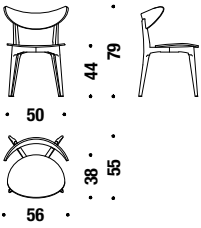
TRAFFIC RED
RAL 3020ULTRAMARINE
RAL 5002

Woodwave chair

Woodwave chair

W01

0,3m³ 7,5Kg

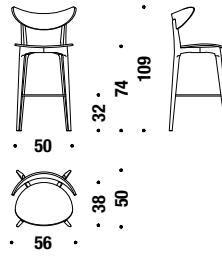


Woodwave stool

Woodwave stool

W02

0,3m³ 9,5Kg

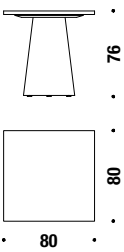


Woodwave table 80x80

Woodwave table 80x80

W03

0,3m³ 56Kg

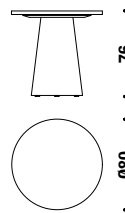


Woodwave table Ø 80

Woodwave table Ø 80

W04

0,3m³ 53Kg

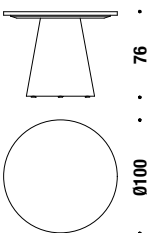


Woodwave table Ø 100

Woodwave table Ø 100

W05

0,8m³ 75Kg



Woodwave table Ø 130

Woodwave table Ø 130

W06

0,8m³ 82Kg

