

Chamfer

Design Patricia Urquiola - 2018



SOFAS AND SEATING ELEMENTS

Seats in non-deformable polyurethane foam with differentiated densities and polyester fiber, with internal wooden structure. The finishing parts of the sides are in fire-resistant cold injected polyurethane. As standard, polyurethane complies with BS 5852, crib 5; available, at no extra cost, the CAL TB 117 version without flame retardants. Optional cushions in goose feathers or polyester fiber. All elements are supplied with connecting devices.

The Chamfer covers are removable

NOTE:

- the prices shown are relative to the sofas without the cushions. To complete the order the backrest cushions and the optional pillows are listed below in order to allow to configure them with different fabrics compared to the sofa structure
- drawings of compositions refer to the right-hand version
- Recommended fabrics: check out www.moroso.it/productname --> "Configure your product" or monet.moroso.it.

CANAPÉS ET ÉLÉMENTS D'ASSISE

Assises en mousse de polyuréthane indéformable à densité variable et fibre polyester avec structure interne en bois. Les parties terminales des côtés sont en mousse ignifugée injectée à froid. Polyuréthane disponible, en standard, dans la version BS 5852, crib 5; version CAL TB 117 sans retardateurs de flamme disponible sans supplément. Coussins optionnels en plume d'oie ou fibre polyester.

Tous les éléments sont munis de système d'accrochage.

La collection Chamfer est déhoussable.

NOTE:

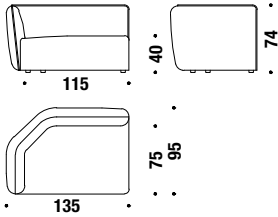
- les prix indiqués se réfèrent aux canapés sans coussins. Pour compléter la commande les coussins du dossier et les coussins en option sont listés ci dessous afin de pouvoir aussi configurer des tissus différents par rapport à celui de la structure
- tous les dessins des compositions se réfèrent à la version droite
- Tissus recommandés : consultez www.moroso.it/nomproduit --> "Configure your product" ou monet.moroso.it.

Left element 135x95

Élément latérale gauche 135x95

013

4,6 mt. ★ 9,2 m² 1,2 m³ 60 Kg

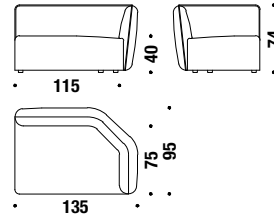


Right element 135x95

Élément latérale droit 135x95

012

4,6 mt. ★ 9,2 m² 1,2 m³ 60 Kg

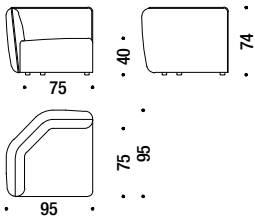


Small 90° corner 95x95

Angle 90° petit 95x95

0AA

4 mt. ★ 7,6 m² 0,7 m³ 50 Kg

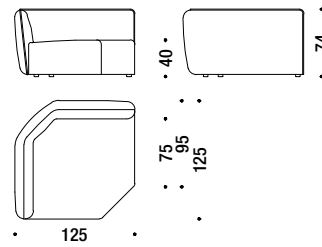


Large 90° corner 125x125

Angle 90° grand 125x125

0AB

5,8 mt. ★ 11,1 m² 1,4 m³ 70 Kg

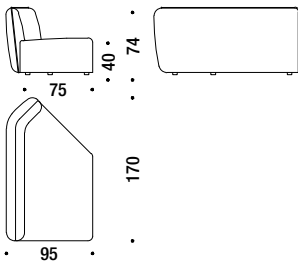


Corner element 45° left 170x95

Élément angle 45° gauche 170x95

0AF

5,7 mt. ★ 10,9 m² 1,4 m³ 70 Kg

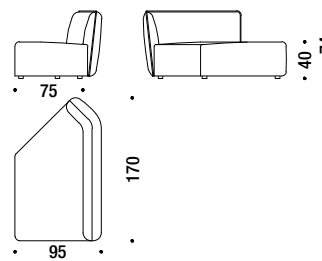


Corner element 45° right 170x95

Élément angle 45° droit 170x95

0AE

5,7 mt. ★ 10,9 m² 1,4 m³ 70 Kg

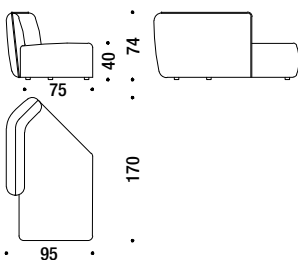


Element peninsula left 170x95

Élément péninsule gauche 170x95

0AH

5,5 mt. ★ 10,5 m² 1,4 m³ 70 Kg

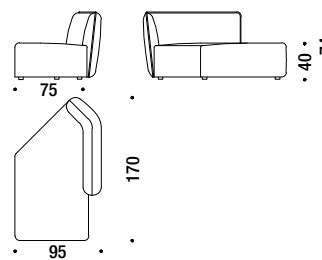


Element peninsula right 170x95

Élément péninsule droit 170x95

0AG

5,5 mt. ★ 10,5 m² 1,4 m³ 70 Kg

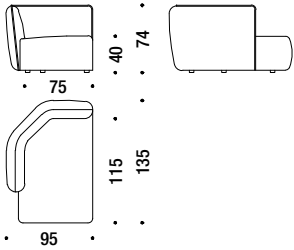


Chaise longue left 135x95

Chaise longue gauche 135x95

0AD

4,4 mt. ★ 8,2 m² 1,2 m³ 60 Kg

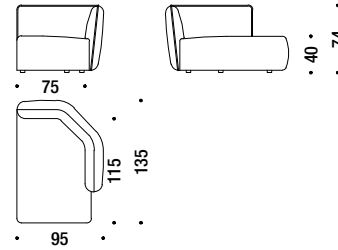


Chaise longue right 135x95

Chaise longue droit 135x95

0AC

4,4 mt. ★ 8,2 m² 1,2 m³ 60 Kg

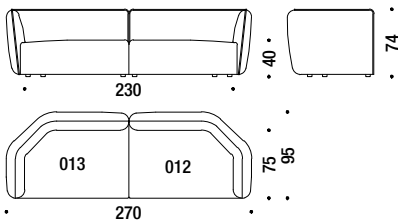


3 seater sofa 270x95

Canapé 3 places 270x95

003

9,2 mt. ★ 18,4 m² 2,4 m³ 120 Kg

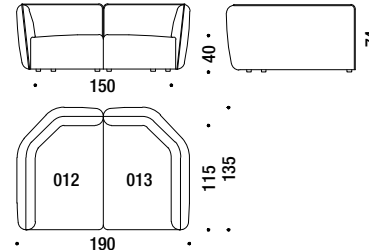


Sofa Lounge 190x135

Canapé Lounge 190x135

0D9

9,2 mt. ★ 18,4 m² 2,4 m³ 120 Kg

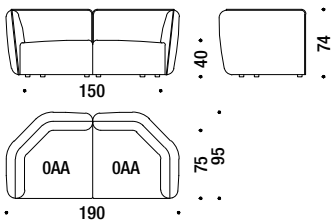


2 seater sofa major 190x95

Canapé 2 places major 190x95

018

8 mt. ★ 15,2 m² 1,4 m³ 100 Kg

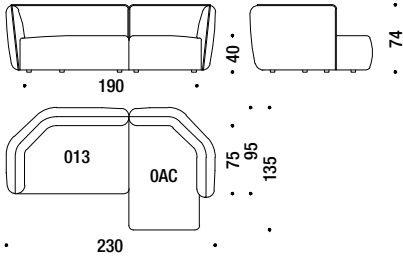


Composition A10R or A10L

Composition A10D ou A10G

A10

9 mt. 17,6 m² 2,4 m³ 120 Kg

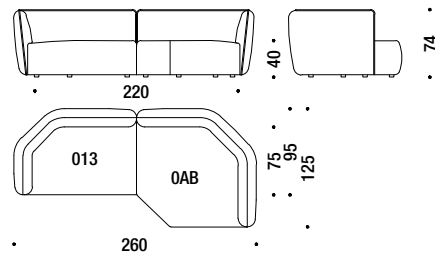


Composition A20R or A20L

Composition A20D ou A20G

A20

11,2 mt. 22,2 m² 2,6 m³ 130 Kg

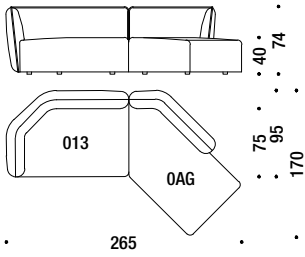


Composition A30R or A30L

Composition A30D ou A30G

A30

10,1 mt. 19,7 m² 2,6 m³ 130 Kg

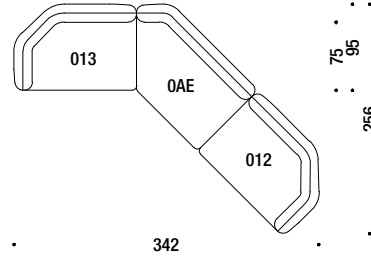


Composition A40R or A40L

Composition A40D ou A40G

A40

14,9 mt. 29,3 m² 3,8 m³ 190 Kg

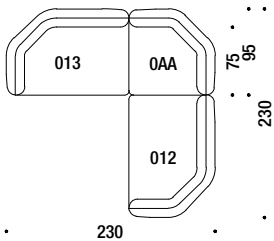


Composition A12

Composition A12

A12

13,2 mt. 26 m² 3,1 m³ 170 Kg

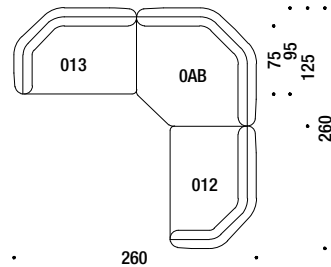


Composition A13

Composition A13

A13

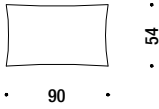
15,8 mt. 31,4 m² 3,8 m³ 190 Kg



Optional cushion 90x54

Coussin optional 90x54 758

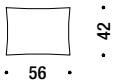
■ 1,3 mt. ★ 1,6 m²



Optional cushion 56x42

Coussin optional 56x42 759

■ 0,6 mt. ★ 0,7 m²



Optional cushion 58x52

Coussin optional 58x52 531

■ 0,6 mt. ★ 0,7 m²



Optional cushion 52x52

Coussin optional 52x52 AG0080

■ 0,6 mt. ★ 0,7 m²



Optional cushion 40x40

Coussin optional 40x40 CU104K

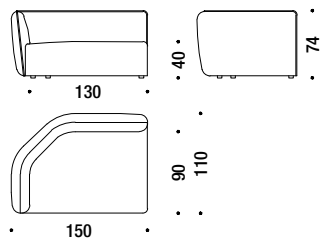


Lateral 1 seat unit left 150x110

Élément latérale 1 place gauche 150x110

013

5,2 mt. ★ 10,1 m² 1,2 m³ 67 Kg

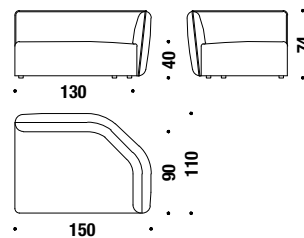


Lateral 1 seat unit right 150x110

Élément latérale 1 place droite 150x110

012

5,2 mt. ★ 10,1 m² 1,2 m³ 67 Kg

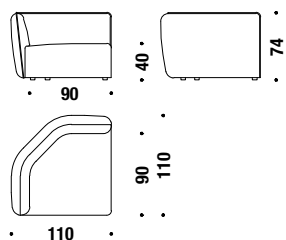


Small corner 110x110

Angle petit 110x110

0AA

4 mt. ★ 7,6 m² 1 m³ 60 Kg

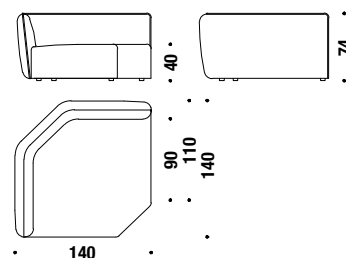


Large corner 140x140

Angle grand 140x140

0AB

7,7 mt. ★ 14,7 m² 1,6 m³ 84 Kg

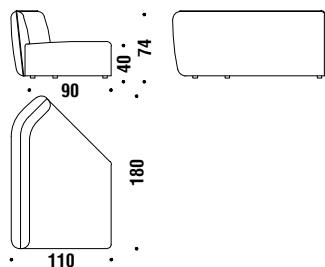


Corner element 45° left 180x110

Élément angle 45° gauche 180x110

0AF

7,2 mt. ★ 13,5 m² 1,6 m³ 80 Kg

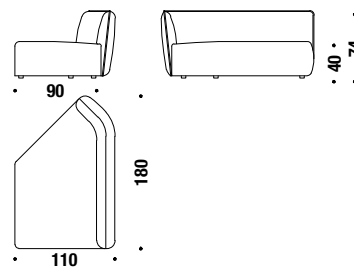


Corner element 45° right 180x110

Élément angle 45° droit 180x110

0AE

7,2 mt. ★ 13,5 m² 1,6 m³ 80 Kg

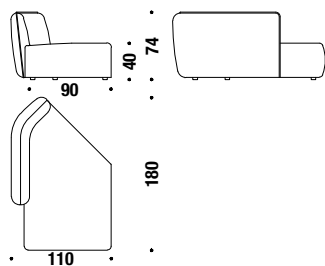


Element peninsula left 180x110

Élément péninsule gauche 180x110

0AH

7 mt. ★ 13,1 m² 1,6 m³ 80 Kg

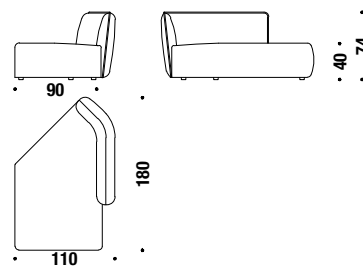


Element peninsula right 180x110

Élément péninsule droite 180x110

0AG

7 mt. ★ 13,1 m² 1,6 m³ 80 Kg

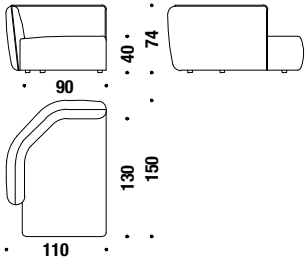


Chaise longue left 150x110

Chaise longue gauche 150x110

0AD

5 mt. 9,5 m² 1,2 m³ 70 Kg

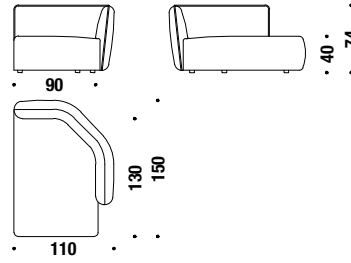


Chaise longue right 150x110

Chaise longue droit 150x110

0AC

5 mt. 9,5 m² 1,2 m³ 70 Kg

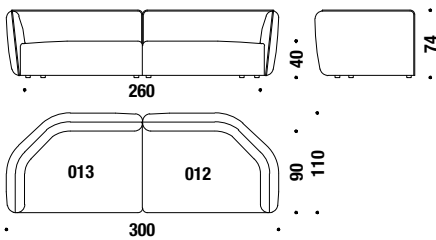


3 seater sofa 300x110

Canapé 3 places 300x110

003

10,4 mt. 20,2 m² 2,4 m³ 140 Kg

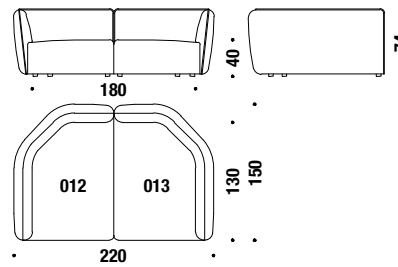


Sofa Lounge 220x150

Canapé Lounge 220x150

0D9

10,4 mt. 20,2 m² 2,4 m³ 140 Kg

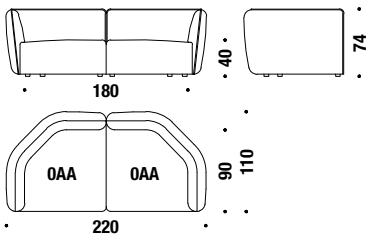


2 seater sofa major 220x110

Canapé 2 places major 220x110

018

7,5 mt. 14,1 m² 2 m³ 120 Kg

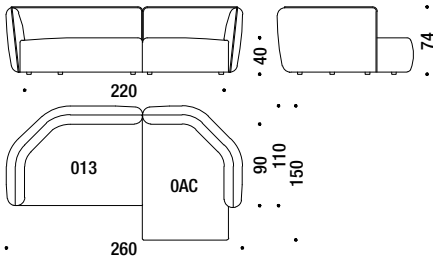


Composition A10R or A10L

Composition A10D ou A10G

A10

10,2 mt. 19,6 m² 2,4 m³ 140 Kg

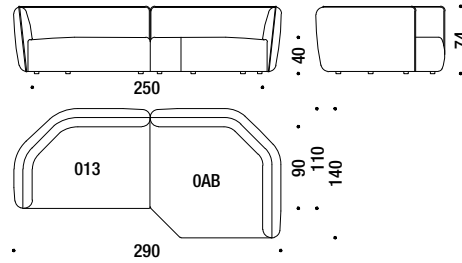


Composition A20R or A20L

Composition A20D ou A20G

A20

12,9 mt. 24,8 m² 2,8 m³ 151 Kg

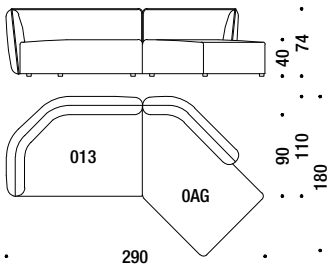


Composition A30R or A30L

Composition A30D ou A30G

A30

12,2 mt. 23,2 m² 2,8 m³ 150 Kg

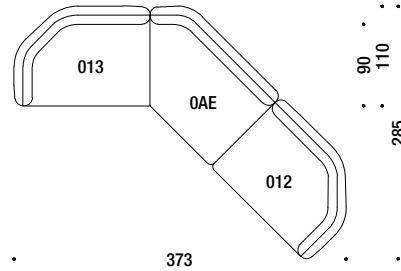


Composition A40R or A40L

Composition A40D ou A40G

A40

17,6 mt. 33,7 m² 4 m³ 220 Kg

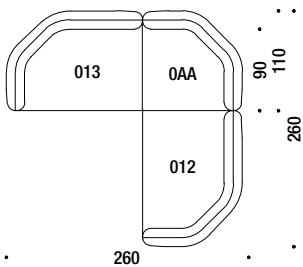


Composition A12

Composition A12

A12

14,8 mt. 28,8 m² 3,4 m³ 200 Kg



Composition A13

Composition A13

A13

18,1 mt. 34,9 m² 4 m³ 220 Kg

