

Chamfer

Design Patricia Urquiola - 2018



SOFAS AND SEATING ELEMENTS

Seats in non-deformable polyurethane foam with differentiated densities and polyester fiber, with internal wooden structure. The finishing parts of the sides are in fire-resistant cold injected polyurethane. As standard, polyurethane complies with BS 5852, crib 5; available, at no extra cost, the CAL TB 117 version without flame retardants. Optional cushions in goose feathers or polyester fiber. All elements are supplied with connecting devices.

The Chamfer covers are removable

NOTE:

- the prices shown are relative to the sofas without the cushions. To complete the order the backrest cushions and the optional pillows are listed below in order to allow to configure them with different fabrics compared to the sofa structure
- drawings of compositions refer to the right-hand version
- Recommended fabrics: check out www.moroso.it/productname --> "Configure your product" or monet.moroso.it.

DIVANI ED ELEMENTI componibili

Sedute in poliuretano espanso indeformabile a densità differenziata e fibra poliestere con struttura interna in legno. Le parti di finitura dei fianchi sono in poliuretano stampato a freddo ignifugo. Di serie, poliuretano conforme a BS 5852, crib 5; disponibile, senza sovrapprezzo, la versione CAL TB 117 privo di ritardanti di fiamma. Cuscini opzionali in piuma d'oca o in fibra poliestere.

Tutti gli elementi vengono forniti completi di dispositivi di unione.

La collezione Chamfer è sfoderabile.

NOTE:

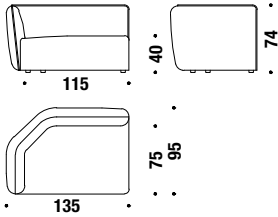
- I prezzi riportati sono relativi ai divani privi di cuscini. Per completare l'ordine i cuscini di schiena e gli opzionali sono riportati di seguito, indipendentemente dalla struttura, per permettere eventualmente, un ordine con tessuto diverso dalla stessa
- tutti i disegni delle composizioni si riferiscono alla versione destra
- Tessuti consigliati: consulta www.moroso.it/nomeprodotto --> "Configura il tuo prodotto" oppure monet.moroso.it.

Left element 135x95

Elemento laterale sinistro 135x95

013

4,6 mt. ★ 9,2 m² 1,2 m³ 60 Kg

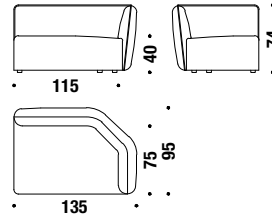


Right element 135x95

Elemento laterale destro 135x95

012

4,6 mt. ★ 9,2 m² 1,2 m³ 60 Kg

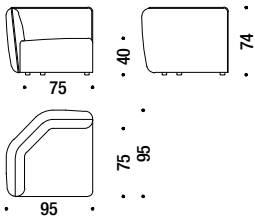


Small 90° corner 95x95

Angolo 90° piccolo 95x95

0AA

4 mt. ★ 7,6 m² 0,7 m³ 50 Kg

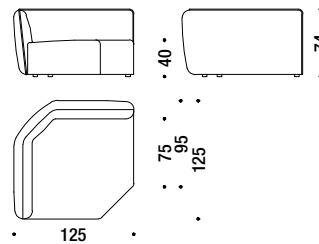


Large 90° corner 125x125

Angolo 90° grande 125x125

0AB

5,8 mt. ★ 11,1 m² 1,4 m³ 70 Kg

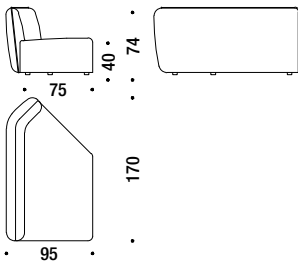


Corner element 45° left 170x95

Elemento angolare sinistro 45° 170x95

0AF

5,7 mt. ★ 10,9 m² 1,4 m³ 70 Kg

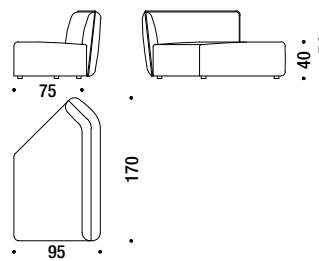


Corner element 45° right 170x95

Elemento angolare destro 45° 170x95

0AE

5,7 mt. ★ 10,9 m² 1,4 m³ 70 Kg

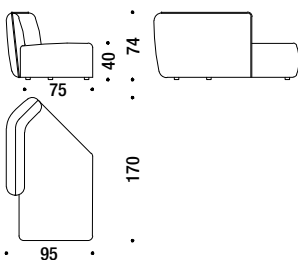


Element peninsula left 170x95

Elemento penisola sinistra 170x95

0AH

5,5 mt. ★ 10,5 m² 1,4 m³ 70 Kg

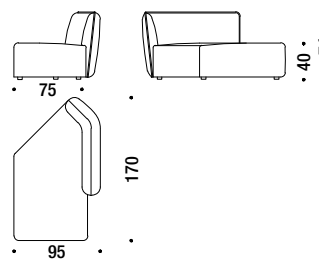


Element peninsula right 170x95

Elemento penisola destra 170x95

0AG

5,5 mt. ★ 10,5 m² 1,4 m³ 70 Kg

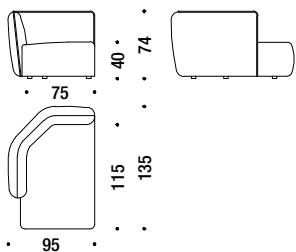


Chaise longue left 135x95

Chaise longue sinistra 135x95

0AD

4,4 mt. ★ 8,2 m² 1,2 m³ 60 Kg

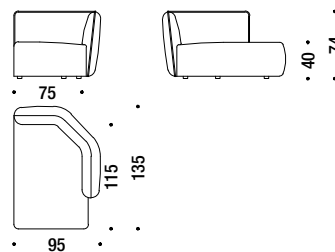


Chaise longue right 135x95

Chaise longue destra 135x95

0AC

4,4 mt. ★ 8,2 m² 1,2 m³ 60 Kg

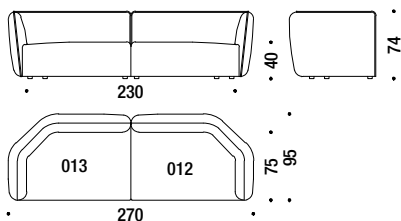


3 seater sofa 270x95

Divano 3 posti 270x95

003

9,2 mt. ★ 18,4 m² 2,4 m³ 120 Kg

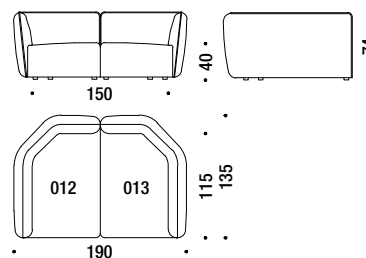


Sofa Lounge 190x135

Divano Lounge 190x135

0D9

9,2 mt. ★ 18,4 m² 2,4 m³ 120 Kg

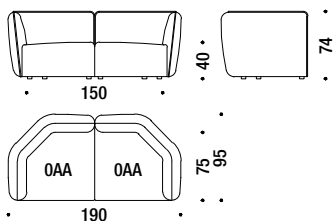


2 seater sofa major 190x95

Divano 2 posti major 190x95

018

8 mt. ★ 15,2 m² 1,4 m³ 100 Kg

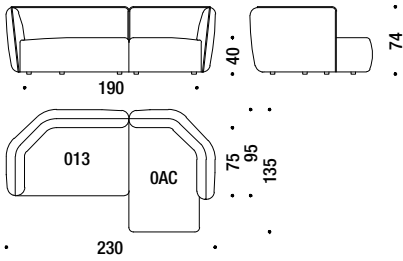


Composition A10R or A10L

Composizione A10Dx-A10Sx

A10

9 mt. ★ 17,6 m² 2,4 m³ 120 Kg

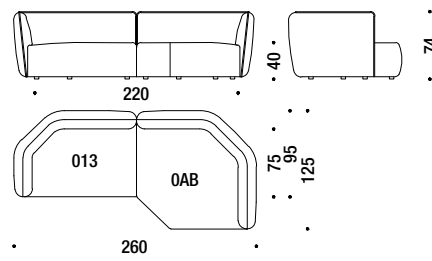


Composition A20R or A20L

Composizione A20Dx-A20Sx

A20

11,2 mt. ★ 22,2 m² 2,6 m³ 130 Kg

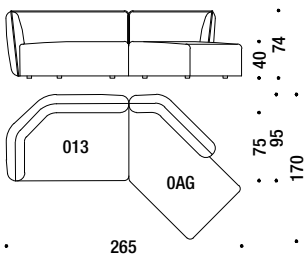


Composition A30R or A30L

Composizione A30Dx-A30Sx

A30

10,1 mt. ★ 19,7 m² 2,6 m³ 130 Kg

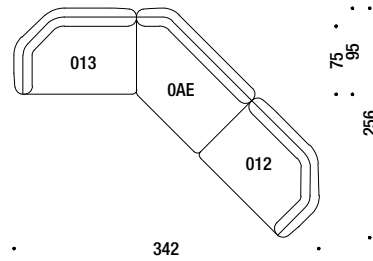


Composition A40R or A40L

Composizione A40Dx-A40Sx

A40

14,9 mt. ★ 29,3 m² 3,8 m³ 190 Kg

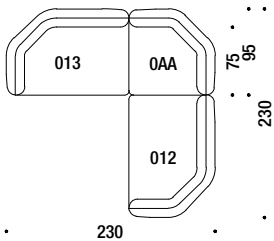


Composition A12

Composizione A12

A12

13,2 mt. ★ 26 m² 3,1 m³ 170 Kg

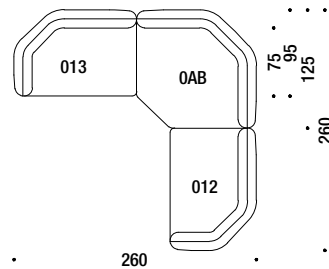


Composition A13

Composizione A13

A13

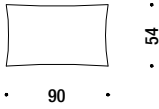
15,8 mt. ★ 31,4 m² 3,8 m³ 190 Kg



Optional cushion 90x54

Cuscino optional 90x54 758

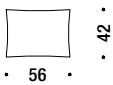
1,3 mt. ★ 1,6 m²



Optional cushion 56x42

Cuscino optional 56x42 759

0,6 mt. ★ 0,7 m²



Optional cushion 58x52

Cuscino optional 58x52 531

0,6 mt. ★ 0,7 m²



Optional cushion 52x52

Cuscino optional 52x52 AG0080

0,6 mt. ★ 0,7 m²



Optional cushion 40x40

Cuscino optional 40x40 CU104K

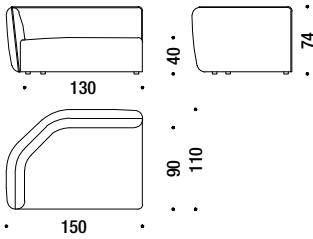


Lateral 1 seat unit left 150x110

Elemento 1 posto sinistro 150x110

013

5,2 mt. ★ 10,1 m² 1,2 m³ 67 Kg

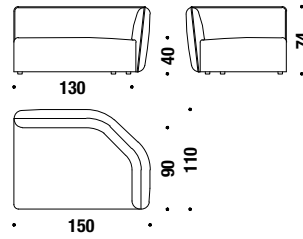


Lateral 1 seat unit right 150x110

Elemento 1 posto destro 150x110

012

5,2 mt. ★ 10,1 m² 1,2 m³ 67 Kg

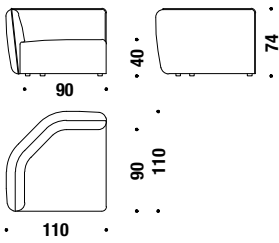


Small corner 110x110

Angolo piccolo 110x110

0AA

4 mt. ★ 7,6 m² 1 m³ 60 Kg

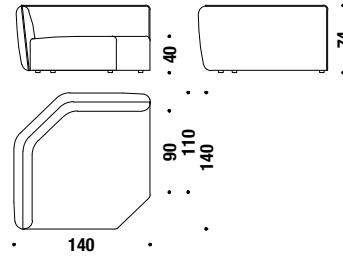


Large corner 140x140

Angolo grande 140x140

0AB

7,7 mt. ★ 14,7 m² 1,6 m³ 84 Kg

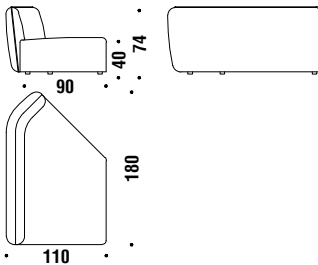


Corner element 45° left 180x110

Elemento angolare sinistro 45° 180x110

0AF

7,2 mt. ★ 13,5 m² 1,6 m³ 80 Kg

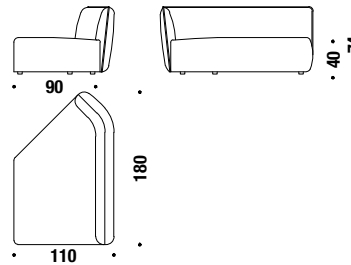


Corner element 45° right 180x110

Elemento angolare destro 45° 180x110

0AE

7,2 mt. ★ 13,5 m² 1,6 m³ 80 Kg

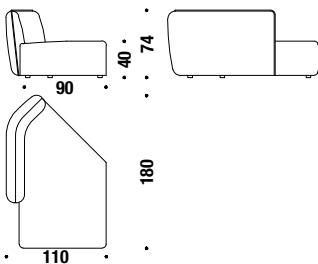


Element peninsula left 180x110

Elemento penisola sinistra 180x110

0AH

7 mt. ★ 13,1 m² 1,6 m³ 80 Kg

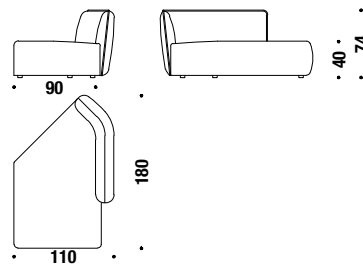


Element peninsula right 180x110

Elemento penisola destra 180x110

0AG

7 mt. ★ 13,1 m² 1,6 m³ 80 Kg

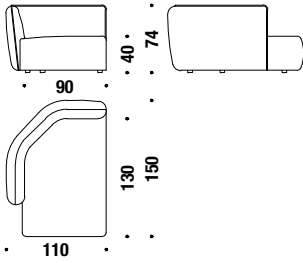


Chaise longue left 150x110

Chaise longue sinistra 150x110

0AD

5 mt. ★ 9,5 m² 1,2 m³ 70 Kg

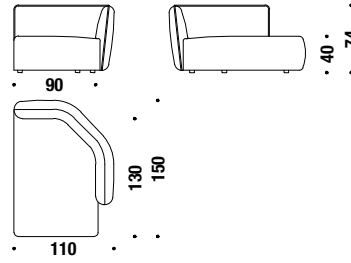


Chaise longue right 150x110

Chaise longue destra 150x110

0AC

5 mt. ★ 9,5 m² 1,2 m³ 70 Kg

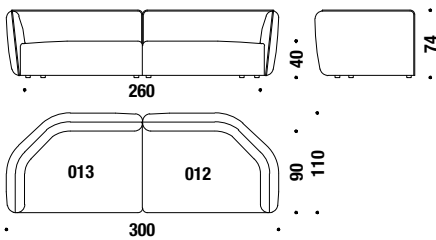


3 seater sofa 300x110

Divano 3 posti 300x110

003

10,4 mt. ★ 20,2 m² 2,4 m³ 140 Kg

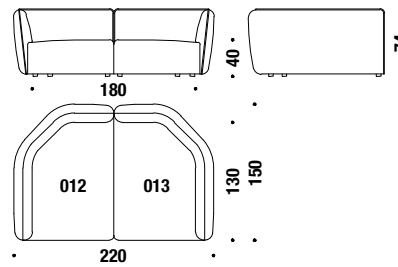


Sofa Lounge 220x150

Divano Lounge 220x150

0D9

10,4 mt. ★ 20,2 m² 2,4 m³ 140 Kg

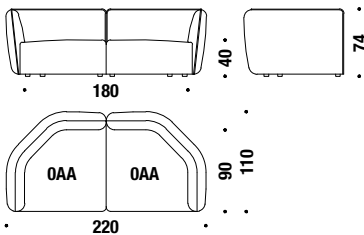


2 seater sofa major 220x110

Divano 2 posti major 220x110

018

7,5 mt. ★ 14,1 m² 2 m³ 120 Kg

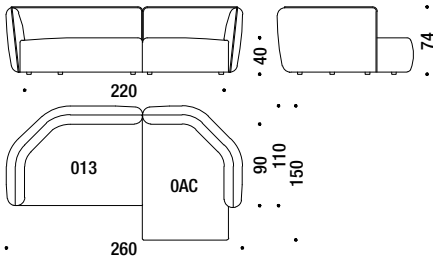


Composition A10R or A10L

Composizione A10Dx-A10Sx

A10

10,2 mt. ★ 19,6 m² ◻ 2,4 m³ 140 Kg

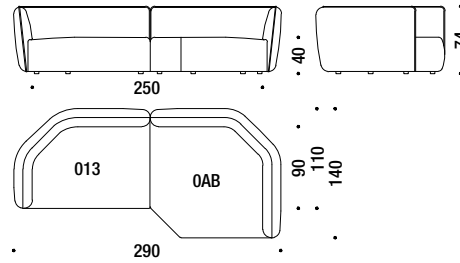


Composition A20R or A20L

Composizione A20Dx-A20Sx

A20

12,9 mt. ★ 24,8 m² ◻ 2,8 m³ 151 Kg

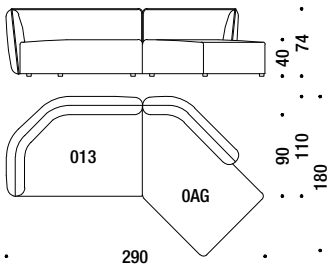


Composition A30R or A30L

Composizione A30Dx-A30Sx

A30

12,2 mt. ★ 23,2 m² ◻ 2,8 m³ 150 Kg

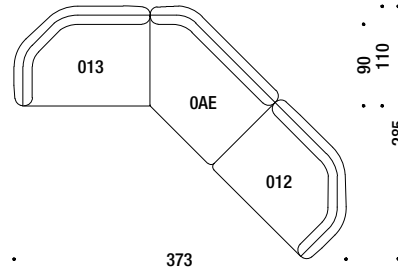


Composition A40R or A40L

Composizione A40Dx-A40Sx

A40

17,6 mt. ★ 33,7 m² ◻ 4 m³ 220 Kg

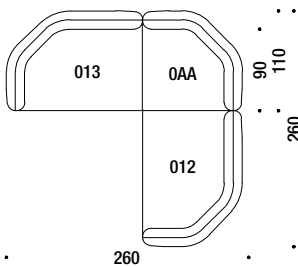


Composition A12

Composizione A12

A12

14,8 mt. ★ 28,8 m² ◻ 3,4 m³ 200 Kg



Composition A13

Composizione A13

A13

18,1 mt. ★ 34,9 m² ◻ 4 m³ 220 Kg

