



SEATING ELEMENTS

Seats in polyurethane foam with differentiated densities and polyester fiber with an internal wooden structure. Backrests in cold injected polyurethane and polyester fiber with an internal wooden structure. As standard, polyurethane complies with BS 5852, crib 5; the CAL TB 117 version without flame retardants is available without surcharge.

Base in powder-coated steel. Feet in painted or chrome-plated triangular aluminum tube. Adjustable height polypropylene glides.

The Freeflow collection covers are not removable.

NOTE:

- drawing composition must accompany order
- Recommended fabrics: check out www.moroso.it/productname --> "Configure your product" or monet.moroso.it.

SITZELEMENTE

Sitz aus PU-Schaum in unterschiedlicher Dichte und Polyesterwatte auf einer Innenstruktur aus Holz. Rückenlehne aus PU-Kaltschaum und Polyesterwatte, Innenstruktur aus Holz. Standardmäßig Polyurethan gemäß BS 5852, Crib 5; erhältlich, ohne Aufpreis, die Version CAL TB 117 ohne Flammschutzmittel. Gestell aus Stahl, pulverbeschichtet. Füße aus dreieckigem Aluminiumprofil, lackiert oder verchromt. Fußgleiter aus Polypropylen, in der Höhe verstellbar.

Die Kollektion Freeflow ist nicht abziehbar.

HINWEIS:

- Bei Bestellung von Kompositionen Zeichnung beilegen
- Empfohlene Stoffe: Besuchen Sie www.moroso.it/produktname --> "Configure your product" oder monet.moroso.it.



Technical tests - Technische Prüfungen

- EN 1728:2000 clause 6.2.1 level 3 severe
- EN 1728:2000 clause 6.2.2 level 3 severe
- EN 1728:2000 clause 6.7 level 3 severe
- EN 15373:2007 Annex A clause A.2 level 3 severe.

Feet colors Farben Gestelle



WHITE CHALK
RAL 9002

BLACK
RAL 9005

Feet colors Farben fuesse



STEEL
chrome



WHITE CHALK
RAL 9002

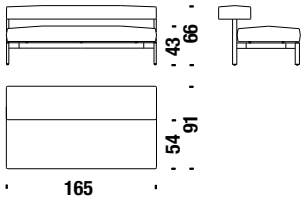
BLACK
RAL 9005

Straight element

Element gerade

480

4 mt. ★ 7,3 m² 1,2 m³ 60 Kg

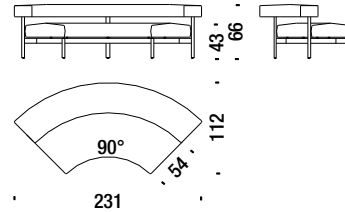


Element closed corner

Element geschlossene Ecke

481

6,1 mt. ★ 10,3 m² 2 m³ 79 Kg

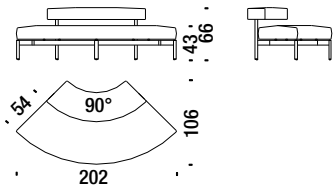


Element open corner

Element offene Ecke

482

5 mt. ★ 8,3 m² 1,6 m³ 65 Kg

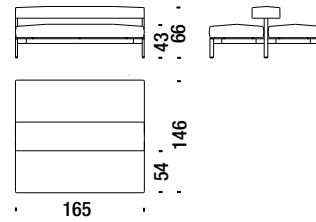


Double face bench

Double face Bank

485

7,7 mt. ★ 13 m² 1,8 m³ 90 Kg

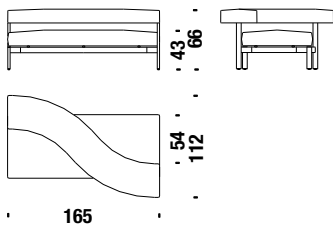


Element Duale left

Element Duale links

483

5,3 mt. ★ 9 m² 1,4 m³ 70 Kg

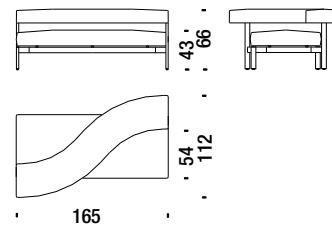


Element Duale right

Element Duale rechts

484

5,3 mt. ★ 9 m² 1,4 m³ 70 Kg

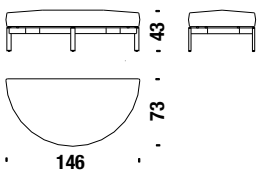


Stool semicircular

Hocker halbkreisfoermig

486

2,7 mt. ★ 5 m² 0,5 m³ 30 Kg

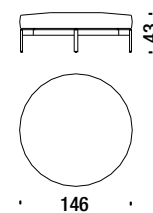


Stool circular

Hocker rund

487

4 mt. ★ 6,5 m² 1 m³ 40 Kg

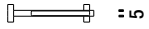


Optional arm

Arملهne optional

07Q

 5 Kg



· 48 ·