

Josephine

Design Gordon Guillaumier - 2017

JPO



SOFAS and SEATING ELEMENTS

Seat in polyurethane foam, backrests and armrests in polyester fiberfill and injected foam on wood frame. Standard polyurethane complies with CAL TB 117 free from flame retardants; flame retardant version BS 5852, crib 5 available with 8% surcharge. Feet in varnished ash or lacquered beech. Glides in polyethylene. Josephine collection covers are not removable.

DIVANI ed ELEMENTI DI SEDUTA

Sedute in poliuretano espanso a densità differenziata, fianchi e schiene in poliuretano schiumato a freddo e fibra poliestere con struttura interna in legno. Di serie, poliuretano conforme a CAL TB 117 privo di ritardanti di fiamma; disponibile la versione ignifuga BS 5852, crib 5 con sovrapprezzo dell'8%. Piedi in frassino verniciato o faggio laccato. Sottopiedi in polietilene. La collezione Josephine non è sfoderabile.

Recommended fabric hangers

Tirille e tessuti consigliati

- 139-Norwegian Wood > Zanzibar
- Divina 3, Divina Melange 3, Divina MD by Kvadrat
- Uniform Melange by Febrik
- Pelle / Leather T
- Pelle / Leather Z > Ciré, Ciré Soft, Cervo

Base colors Colori basi



NATURAL
ash



TROPICAL
WOOD
ash



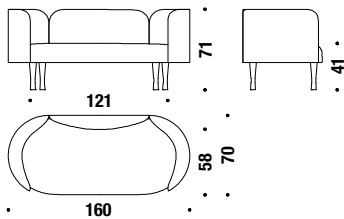
HIGH GLOSS
BLACK
beech

2 seater sofa

Divano 2 posti

002

5 mt. ★ 10 m² 0,9 m³ 50 Kg

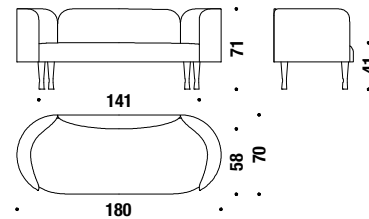


2 seater sofa major

Divano 2 posti major

018

6 mt. ★ 11,4 m² 1,1 m³ 55 Kg

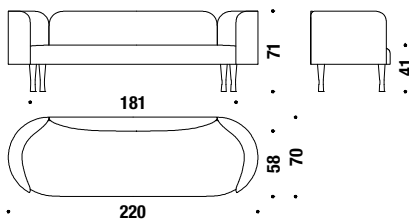


3 seater sofa

Divano 3 posti

003

6,6 mt. ★ 12,6 m² 1,5 m³ 65 Kg

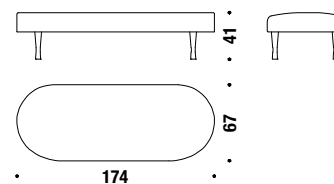


Bench 174

Panca da 174

0TF

2 mt. ★ 3,8 m² 1,1 m³ 50 Kg

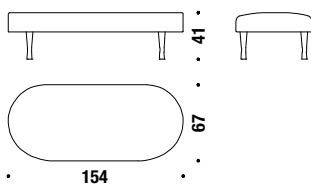


Bench 154

Panca 154

0TE

1,8 mt. ★ 3,4 m² 0,9 m³ 45 Kg

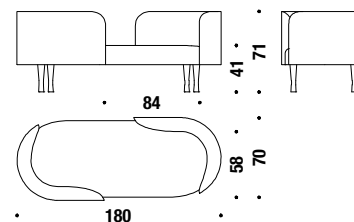


Vis à vis 180

Vis à vis 180

0TW

5,1 mt. ★ 9,7 m² 1,1 m³ 60 Kg



Vis à vis 160

Vis à vis 160

0TV

4,8 mt. ★ 9,2 m² 0,9 m³ 50 Kg

