


Josephine

Design Gordon Guillaumier - 2017

JPO



SOFAS and SEATING ELEMENTS

Seats in polyurethane foam with differentiated density, sides, and backs in cold injected polyurethane and polyester fiber with an internal wooden structure. As standard, polyurethane complies with CAL TB 117 without flame retardants; the fire retardant version BS 5852, crib 5 is available with an 8% surcharge. Feet in painted ash or lacquered beech. Glides in polyethylene.

The Josephine collection covers are not removable.

NOTE:

- Recommended fabrics: check out www.moroso.it/productname --> "Configure your product" or monet.moroso.it.

CANAPÉS et ÉLÉMENTS D'ASSISE

Mousse de polyuréthane indéformable à densité variable, fibre polyester et mousse injectée à froid avec structure interne en bois. Polyuréthane disponible, en standard, dans la version CAL TB 117 sans retardateurs de flamme; version ignifugée BS 5852, crib 5 disponible avec supplément de 8%. Pieds en frêne verni. Sous pieds en polyéthylène.

La collection Josephine n'est pas déhoussable.

NOTE:

- Tissus recommandés : consultez www.moroso.it/nomproduit --> "Configure your product" ou monet.moroso.it.

Base colors Couleurs bases



NATURAL
ash



TROPICAL
WOOD
ash



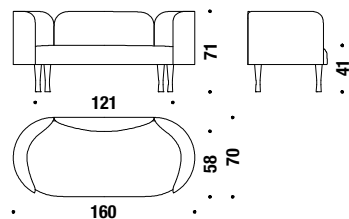
HIGH GLOSS
BLACK
beech

2 seater sofa

Canapé 2 places

002

5 mt. ★ 10 m² 0,9 m³ 50 Kg

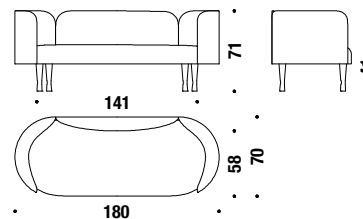


2 seater sofa major

Canapé 2 places major

018

6 mt. ★ 11,4 m² 1,1 m³ 55 Kg

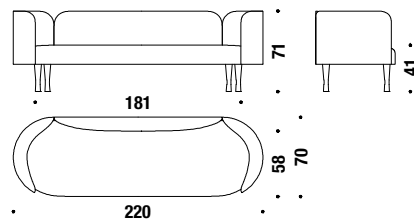


3 seater sofa

Canapé 3 places

003

6,6 mt. ★ 12,6 m² 1,5 m³ 65 Kg

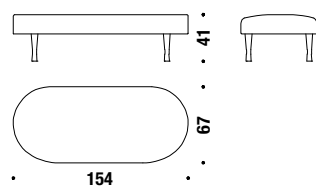


Bench 154

Banquette 154

OTE

1,8 mt. ★ 3,4 m² 0,9 m³ 45 Kg

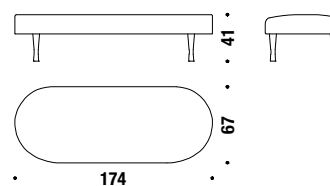


Bench 174

Banquette 174

OTF

2 mt. ★ 3,8 m² 1,1 m³ 50 Kg

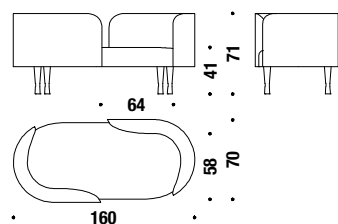


Vis à vis 160

Vis à vis 160

OTV

4,8 mt. ★ 9,2 m² 0,9 m³ 50 Kg



Vis à vis 180

Vis à vis 180

OTW

5,1 mt. ★ 9,7 m² 1,1 m³ 60 Kg

