

Josh 2.0

Design Edward Van Vliet - 2021

JH1



SOFAS and SEATING ELEMENTS for COMPOSITIONS
Structure is injected polyurethane foam and polyester fiberfill over internal steel frame. Seat cushions are in goose down over polyurethane foam. Back, armrest and optional cushions are goose down. Standard polyurethane complies with CAL TB 117 free from flame retardants; flame retardant version BS 5852, crib 5 available with 8% surcharge. Feet are in tubular steel with powder coat finish.

The Josh 2.0 collection covers are removable.

CANAPÉS et ÉLÉMENTS D'ASSISE pour COMPOSITIONS

Structure en mousse de polyuréthane injectée à froid et fibre polyester avec structure interne en acier. Les coussins d'assise sont en plume d'oie avec insert de mousse en polyuréthane. Les coussins du dossier, de l'accoudoir et les coussins en option sont en plume d'oie. Polyuréthane disponible, en standard, dans la version CAL TB 117 sans retardateurs de flamme; version ignifugée BS 5852, crib 5 disponible avec supplément de 8%. Pieds en tube d'acier laqué par poudrage.

La collection Josh 2.0 est déhoussable.

Recommended fabric hangers

Liasses de tissus conseillées

135-Spring Palette > 6, 7, 10, 11
136-Mini Me > Baby Braid, Mini Husk
-Birds, Tropical Leaves, Ikebana
-Uniform Melange by Febrik

Steel colours Couleurs acier



TITANIUM



ANTHRACITE
RAL 7016



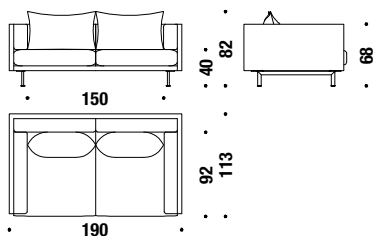
CONCRETE
NCS S 5005-
Y20R

2 seater sofa

Canapé 2 places

002

13 mt. ★ 24,7 m² 1,9 m³ 92 Kg

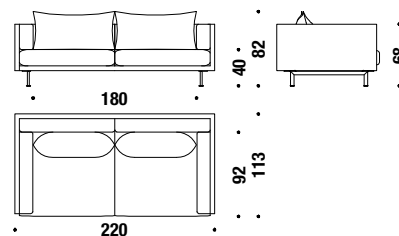


2 seater sofa major

Canapé 2 places major

018

14,2 mt. ★ 15,6 m² 2,1 m³ 97 Kg

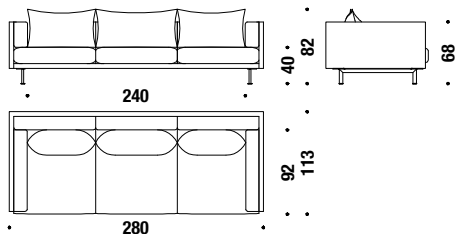


3 seater sofa

Canapé 3 places

003

17 mt. ★ 32,3 m² 2,6 m³ 112 Kg

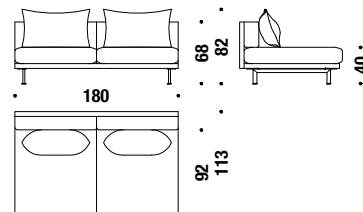


2 seater central element

Élément 2 places central

07A

9,6 mt. ★ 18,3 m² 1,9 m³ 67 Kg

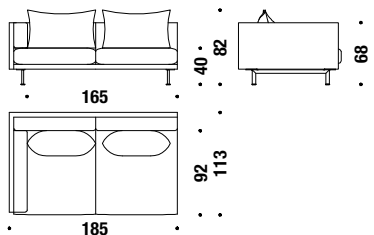


Lateral 2 seat unit left

Élément latérale 2 places gauche

023

11 mt. ★ 20,9 m² 1,9 m³ 82 Kg

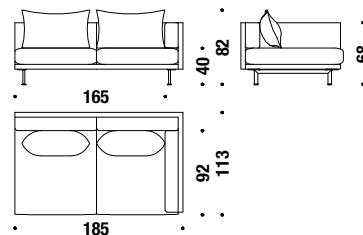


Lateral 2 seat unit right

Élément latérale 2 places droit

022

11 mt. ★ 20,9 m² 1,9 m³ 82 Kg

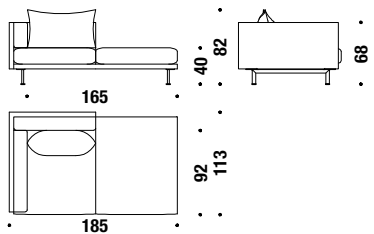


Lateral 2 seat left peninsula

Latérale péninsule 2 places gauche

0TH

9,6 mt. ★ 10,6 m² 1,9 m³ 81 Kg

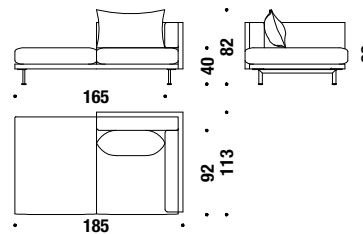


Lateral 2 seat right peninsula

Latérale péninsule 2 places droite

0TG

9,6 mt. ★ 10,6 m² 1,9 m³ 81 Kg

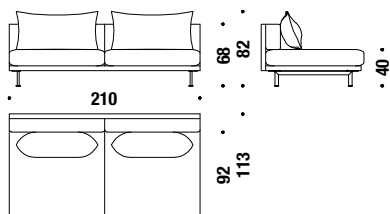


2 seater major central element

Elém.2 places central major

0M5

10,9 mt. 20,7 m² 2,1 m³ 80 Kg

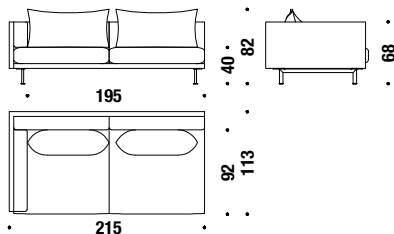


Lateral 2 seat unit major left

Elém.2 pl. latérale major gauche

037

12,2 mt. 23,2 m² 2,1 m³ 84 Kg

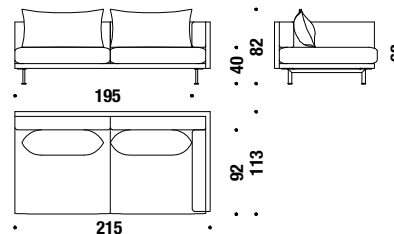


Lateral 2 seat unit major right

Elém.2 pl. latérale major droit

031

12,2 mt. 23,2 m² 2,1 m³ 84 Kg

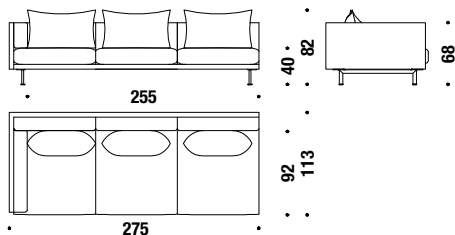


Lateral 3 seat unit left

Elément latérale 3 places gauche

033

15,3 mt. 29 m² 2,6 m³ 96 Kg

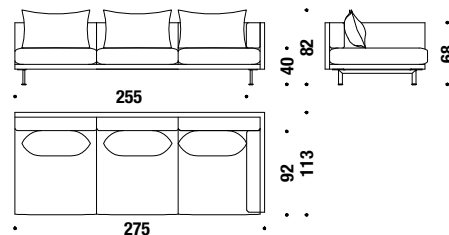


Lateral 3 seat unit right

Elément latérale 3 places droit

032

15,3 mt. 29 m² 2,6 m³ 96 Kg

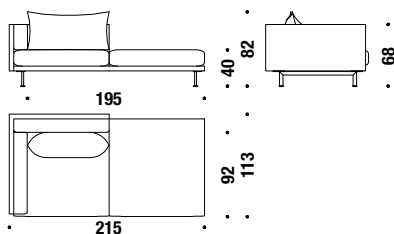


Lateral 2 seat major left peninsula

Latérale péninsule 2 places major gauche

OTM

9,9 mt. 18,8 m² 2,1 m³ 71 Kg

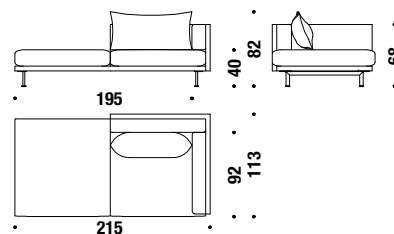


Lateral 2 seat major right peninsula

Latérale péninsule 2 places major droite

OTL

9,9 mt. 18,8 m² 2,1 m³ 71 Kg

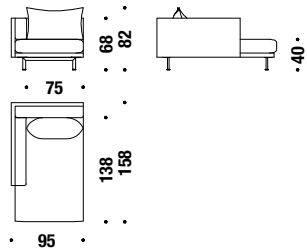


Chaise Longue left 95x160

Chaise Longue gauche 95x160

OD4

8,2 mt. 15,6 m² 1,4 m³ 66 Kg

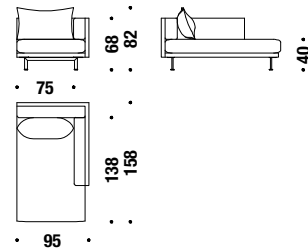


Chaise Longue right 95x160

Chaise Longue droit 95x160

OD3

8,2 mt. 15,6 m² 1,4 m³ 66 Kg

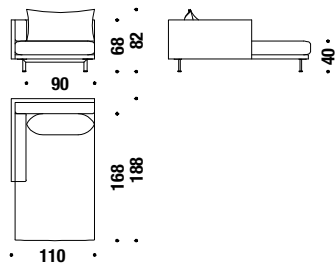


Chaise Longue left 110x190

Chaise Longue gauche 110x190

OLQ

9,2 mt. 10,2 m² 1,4 m³ 86 Kg

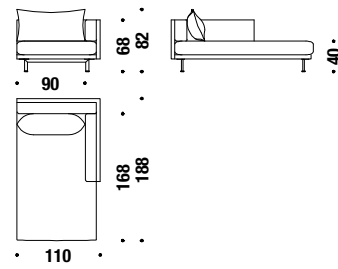


Chaise Longue right 110x190

Chaise Longue droit 110x190

OLP

9,2 mt. 10,2 m² 1,4 m³ 86 Kg

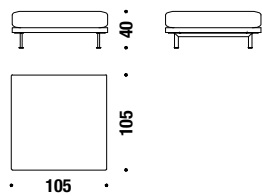


Stool 105x105

Pouf 105x105

775

3,8 mt. 7,3 m² 0,7 m³ 35 Kg

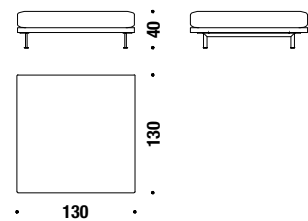


Stool 130x130

Pouf 130x130

987

5,5 mt. 10,5 m² 0,9 m³ 55 Kg

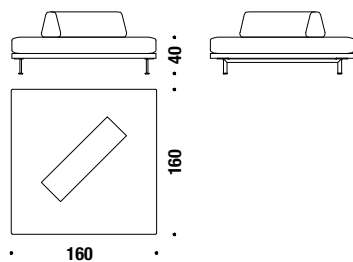


Stool 160x160

Pouf 160x160

988

7,7 mt. 12,1 m² 1,5 m³ 75 Kg

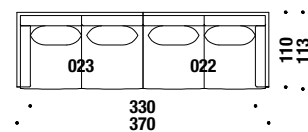


Composition A12

Composition A12

A12

22 mt. 41,8 m² 3,8 m³ 164 Kg

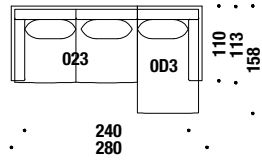


Composition B1 right or B1 left

Composition B1 droite ou B1 gauche

B01

19,2 mt. 36,5 m² 3,3 m³ 148 Kg

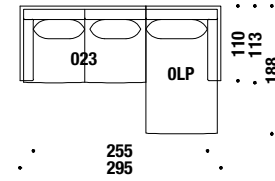


Composition B20R or B20L

Composition B20D ou B20G

B20

20,2 mt. 38,4 m² 3,8 m³ 168 Kg

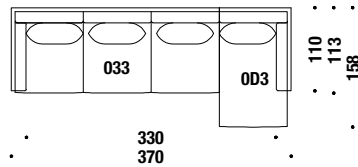


Composition B80R or B80L

Composition B80D ou B80G

B80

23,5 mt. 44,7 m² 4 m³ 162 Kg

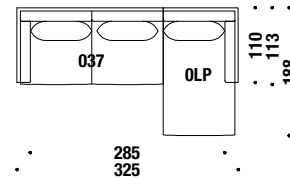


Composition B50R or B50L

Composition B50D ou B50G

B50

21,4 mt. 40,7 m² 4 m³ 170 Kg

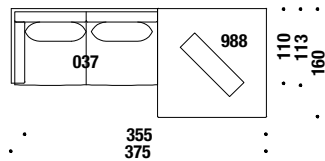


Composition B40R or B40L

Composition B40D ou B40G

B40

19,9 mt. 37,8 m² 3,6 m³ 159 Kg

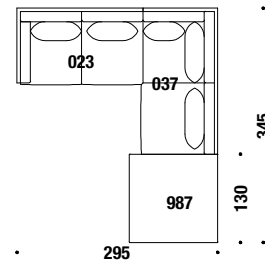


Composition B60R or B60L

Composition B60D ou B60G

B60

28,7 mt. 54,5 m² 4,9 m³ 221 Kg

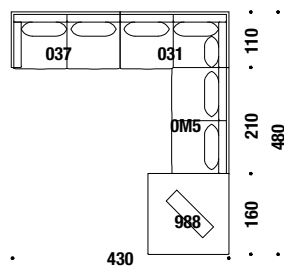


Composition B30R or B30L

Composition B30D ou B30G

B30

43 mt. 81,7 m² 7,8 m³ 323 Kg

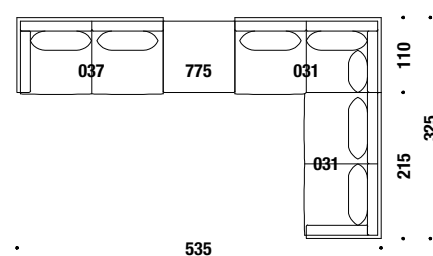


Composition B70R or B70L

Composition B70D ou B70G

B70

40,4 mt. 77 m² 7 m³ 287 Kg




Cushion for stool

Coussin pouf

05N

1,7 mt. ★ 3,2 m² 🧑 7 Kg



• 105 •

Back cushion 105

Coussin dos 105

0K3

1,5 mt. ★ 2,5 m² 🧑 3 Kg



• 105 •

Cushion 60x60

Coussin 60x60

AG0081

0,7 mt. ★ 0,8 m²



• 60 •

Cushion

Coussin

S31080



• 30 •