

Design Patricia Urquiola - 2000



SOFA

Polyurethane foam in varied densities and polyester fiberfill on wood frame. Standard polyurethane complies with CAL TB 117 free from flame retardants; flame retardant version BS 5852, crib 5 available with 8% surcharge. Armrests are injected flame-retardant polyurethane foam over internal steel frame. Sled base is tubular stainless steel. Glides in PVC on request.

Lowland collection covers are removable (requires simple disassembly of arms and back).

BEDS

Bedframe is in wood filled with polyurethane foam. Standard polyurethane complies with CAL TB 117 free from flame retardants; flame retardant version BS 5852, crib 5 available with 8% surcharge. Frame supports with adjustable heights. Accommodates standard European mattresses only. Upcharge for optional center beam € 325 .

NOTES:

- compositions, sofas and beds are delivered unassembled
- the optional pillows (code OKE-OKF) are in polyester fiberfill
- the set of cushions (code OMR) is in polyester fiberfill and is produced in a single fabric
- all the drawings of the compositions refer to the right-hand version
- the products are available with 2 arms, with 1 arm or without arms: please recalculate the price in the case of differences from the standard drawing.

please note: for leather versions seams are not symmetrically matched between backrest and seat.

SOFA

Sedute in poliuretano espanso a densità differenziate e fibra poliestere con struttura interna in legno. Braccioli in poliuretano schiumato a freddo con struttura interna in acciaio. Di serie, poliuretano conforme a CAL TB 117 privo di ritardanti di fiamma; disponibile la versione ignifuga BS 5852, crib 5 con sovrapprezzo dell'8%. Piedi a slitta in tubo di acciaio inox. Sottopiedi in PVC su richiesta.

La collezione Lowland è facilmente sfoderabile smontando i braccioli e lo schienale.

LETTI

Testiera e giroletto imbottiti con poliuretano espanso su struttura in legno. Di serie, poliuretano conforme a CAL TB 117 privo di ritardanti di fiamma; disponibile la versione ignifuga BS 5852, crib 5 con sovrapprezzo dell'8%. Supporti rete regolabili in altezza. Può contenere solo materassi con misure standard europee. Maggiorazione per traversa centrale opzionale € 325 .

NOTE:

- composizioni, divani e letti vengono consegnati smontati
- i cuscini opzionali (cod. OKE-OKF) sono in fibra poliestere
- il set cuscini (cod. OMR) è in fibra di poliestere e realizzato in un unico tessuto
- tutti i disegni delle composizioni si riferiscono alla versione destra
- i prodotti sono disponibili con 2 braccioli, con 1 bracciolo o senza bracciolo: si prega di ricalcolare il prezzo nel caso di differenze con il disegno standard.

avvertenze: nelle composizioni in pelle le cuciture non sono allineate tra schienale e seduta.



Recommended fabric hangers

Tirelle e tessuti consigliati

- 135-Spring Palette > 1, 2
- 139-Norwegian Wood > Orsetto
- Clay, Zero by Sahco
- Coda 2, Fiord, Hallingdal 65 by Kvadrat
- Divina 3, Divina Melange 3, Divina MD by Kvadrat
- Uniform Melange by Febrik

Feet colors Colori piedi



STAINLESS
steel

		depth - profondità							
cm	154	188	218	238	274	284	314	333	364
		194	224	244	280	290	320	339	370
284		SF2		SC1 SC4	CF5 CFA				
302	CA1 CB1					CG6	CG7	CG8	CG9
314		SH2	SH3 CHB	CHA	CC5				
333	CA2 CB2	SI2	CIC	SI4 CIA	CC3	CI6	CI7	CI8	
352	CA3 CB3					CJ6	CJ7	CJ8	CJA
364			CKC	CKA	CK5 CKB				
382	CB4					CM6	CE1 CE2	CM8	CM9 CMA
404			SPA	SPB	SPC				
423									
442					CR5				
454				SSB	SSC				
472			CTB	DT4 CTC					

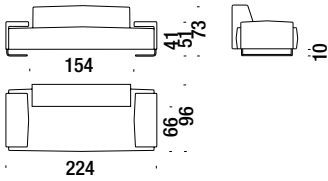
larghezza - width

2 seater sofa major

Divano 2 posti major

C18

8,6 mt. ★ 16,3 m² 1,7 m³ 83 Kg

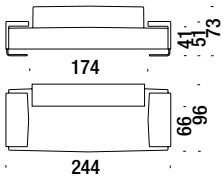


3 seater sofa

Divano 3 posti

C03

8,8 mt. ★ 16,8 m² 1,9 m³ 104 Kg

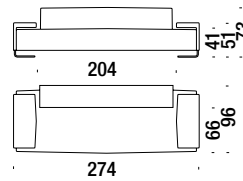


3 seater sofa major

Divano 3 posti major

CM1

9,2 mt. ★ 17,4 m² 2,1 m³ 114 Kg

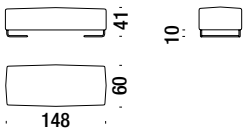


Stool

Pouf

017

2,4 mt. ★ 4,6 m² 0,3 m³ 25 Kg

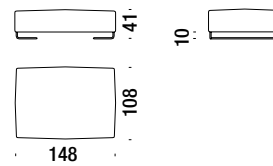


Stool large

Pouf grande

077

3,9 mt. ★ 7,4 m² 0,8 m³ 40 Kg

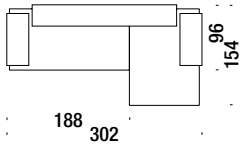


Composition A1R or A1L

Composizione A1Dx-A1Sx

CA1

12,3 mt. ★ 23,6 m² 2,7 m³ 129 Kg

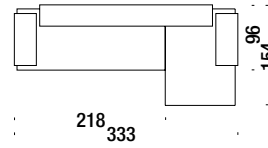


Composition A2R or A2L

Composizione A2Dx-A2Sx

CA2

13,6 mt. ★ 25,9 m² 3 m³ 156 Kg

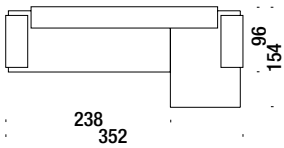


Composition A3R or A3L

Composizione A3Dx-A3Sx

CA3

13,8 mt. ★ 26,2 m² 3,2 m³ 165 Kg

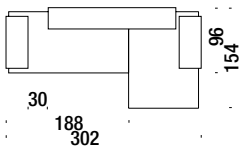


Composition B1R or B1L

Composizione B1Dx-B1Sx

CB1

12,1 mt. ★ 23 m² 2,5 m³ 129 Kg

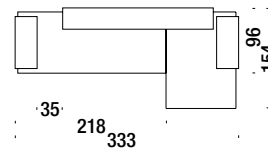


Composition B2R or B2L

Composizione B2Dx-B2Sx

CB2

13,2 mt. ★ 25,2 m² 2,7 m³ 156 Kg



Composition B3R or B3L

Composizione B3Dx-B3Sx

CB3

13,6 mt. ★ 25,9 m² 3 m³ 165 Kg

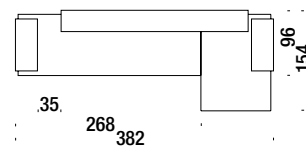


Composition B4R or B4L

Composizione B4Dx-B4Sx

CB4

13,8 mt. ★ 26,2 m² 3,2 m³ 175 Kg

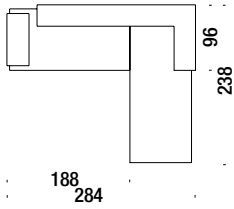


Composition C1R or C1L

Composizione C1Dx-C1Sx

SC1

13,4 mt. ★ 25,6 m² 3,1 m³ 157 Kg

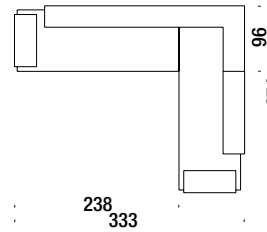


Composition C3R or C3L

Composizione C3Dx-C3Sx

CC3

17,6 mt. ★ 33,5 m² 5,7 m³ 192 Kg

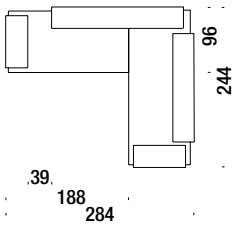


Composition C4R or C4L

Composizione C4Dx-C4Sx

CC4

15,1 mt. ★ 28,7 m² 3,6 m³ 162 Kg

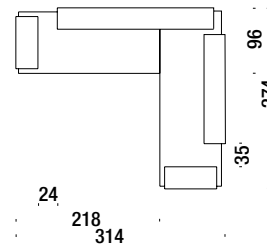


Composition C5R or C5L

Composizione C5Dx-C5Sx

CC5

16,5 mt. ★ 31,4 m² 4 m³ 177 Kg

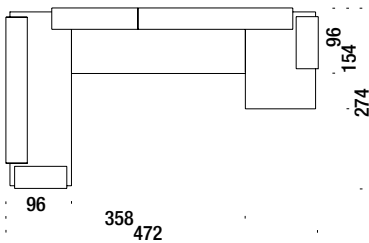


Composition D2R or D2L

Composizione D2Dx-D2Sx

CD2

22,7 mt. ★ 43,3 m² 5,7 m³ 245 Kg

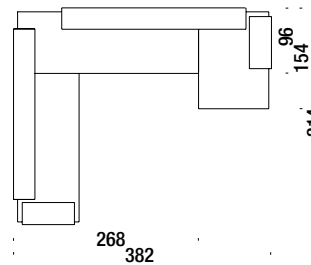


Composition E1R or E1L

Composizione E1Dx-E1Sx

CE1

21,5 mt. ★ 40,9 m² 5,1 m³ 225 Kg

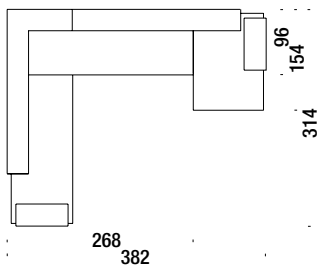


Composition E2R or E2L

Composizione E2Dx-E2Sx

CE2

22,5 mt. ★ 43 m² 6,6 m³ 230 Kg

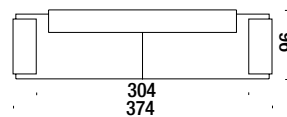


Composition E5R or E5L

Composizione E5Dx-E5Sx

CE5

12,8 mt. ★ 24,3 m² 3,3 m³ 140 Kg



Composition F2R or F2L

Composizione F2Dx-F2Sx

SF2

12,7 mt. ★ 24,2 m² 3,1 m³ 150 Kg

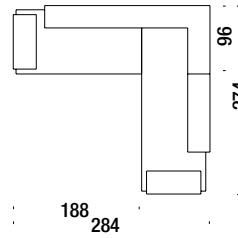


Composition F5R or F5L

Composizione F5Dx-F5Sx

CF5

16,3 mt. ★ 31 m² 3,8 m³ 175 Kg

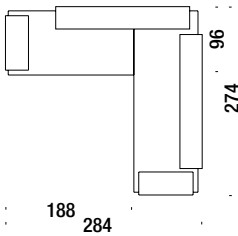


Composition FAR or FAL

Composizione FADx-FASx

CFA

15,6 mt. ★ 29,6 m² 4 m³ 169 Kg

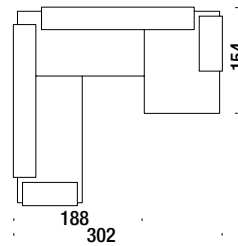


Composition G6R or G6L

Composizione G6Dx-G6Sx

CG6

19,1 mt. ★ 36,2 m² 4,3 m³ 206 Kg

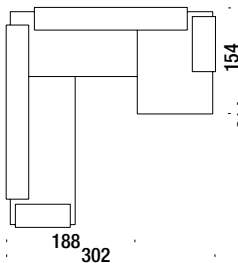


Composition G7R or G7L

Composizione G7Dx-G7Sx

CG7

20,2 mt. ★ 38,4 m² 4,6 m³ 208 Kg

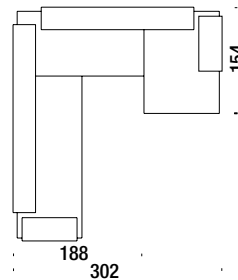


Composition G8R or G8L

Composizione G8Dx-G8Sx

CG8

20,4 mt. ★ 38,8 m² 4,8 m³ 213 Kg

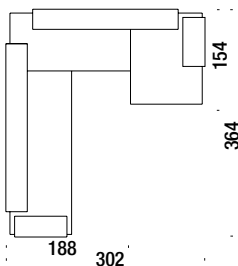


Composition G9R or G9L

Composizione G9Dx-G9Sx

CG9

20,4 mt. ★ 38,8 m² 4,8 m³ 218 Kg

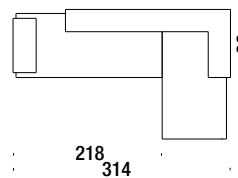


Composition H2R or H2L

Composizione H2Dx-H2Sx

SH2

13,5 mt. ★ 25,8 m² 3,1 m³ 155 Kg

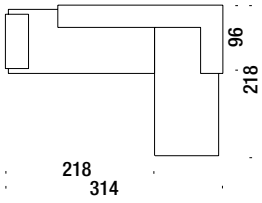


Composition H3R or H3L

Composizione H3Dx-H3Sx

SH3

14,3 mt. 27,4 m² 3,3 m³ 160 Kg

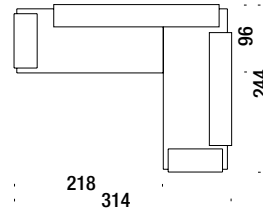


Composition HAR or HAL

Composizione HADx-HASx

CHA

16,5 mt. 31,5 m² 3,8 m³ 197 Kg

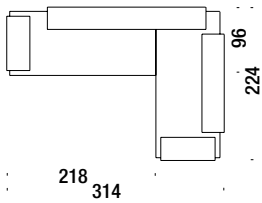


Composition HBR or HBL

Composizione HBDx-HBSx

CHB

16,3 mt. 31,1 m² 3,8 m³ 187 Kg

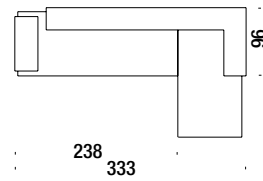


Composition I2R or I2L

Composizione I2Dx-I2Sx

SI2

14,1 mt. 27 m² 4,6 m³ 157 Kg

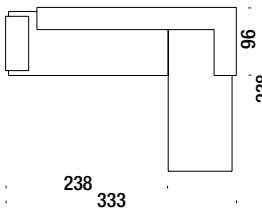


Composition I4R or I4L

Composizione I4Dx-I4Sx

SI4

14,9 mt. 28,5 m² 4,9 m³ 164 Kg

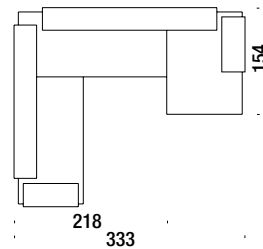


Composition I6R or I6L

Composizione I6Dx-I6Sx

CI6

20,2 mt. 38,4 m² 4,6 m³ 208 Kg

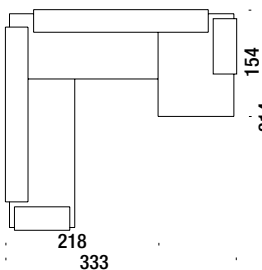


Composition I7R or I7L

Composizione I7Dx-I7Sx

CI7

21,3 mt. 40,6 m² 4,9 m³ 215 Kg

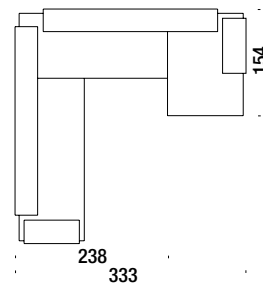


Composition I8R or I8L

Composizione I8Dx-I8Sx

CI8

21,5 mt. 41 m² 5,1 m³ 220 Kg

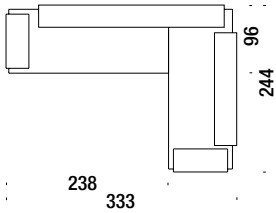


Composition IAR or IAL

Composizione IADx-IASx

CIA

16,7 mt. 31,9 m² 4,3 m³ 177 Kg

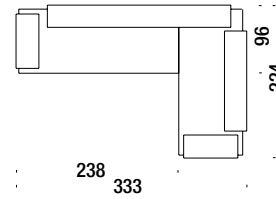


Composition ICR or ICL

Composizione ICDx-ICSx

CIC

16,5 mt. 31,5 m² 4 m³ 175 Kg

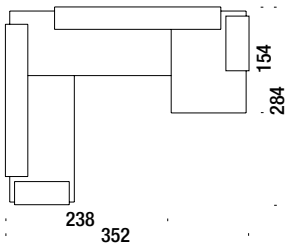


Composition J6R or J6L

Composizione J6Dx-J6Sx

CJ6

20,2 mt. 38,4 m² 4,6 m³ 210 Kg

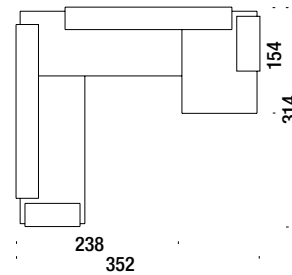


Composition J7R or J7L

Composizione J7Dx-J7Sx

CJ7

21,3 mt. 40,6 m² 4,9 m³ 217 Kg

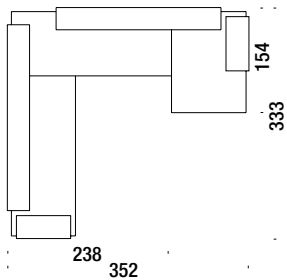


Composition J8R or J8L

Composizione J8Dx-J8Sx

CJ8

21,5 mt. 41 m² 5,1 m³ 222 Kg

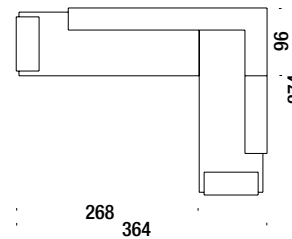


Composition K5R or K5L

Composizione K5DX-K5Sx

CK5

17,7 mt. 33,7 m² 5,9 m³ 192 Kg

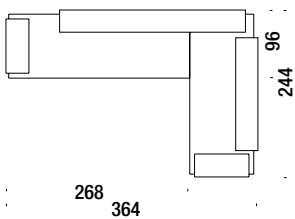


Composition KAR or KAL

Composizione KADx-KASx

CKA

16,7 mt. 31,9 m² 4 m³ 182 Kg

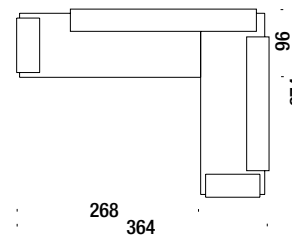


Composition KBR or KBL

Composizione KBDx-KBSx

CKB

17,1 mt. 32,6 m² 4,3 m³ 189 Kg

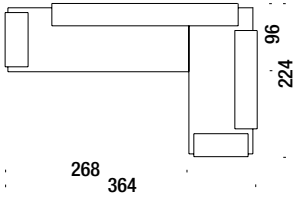


Composition KCR or KCL

Composizione KCDx-KCSx

CKC

16,5 mt. ★ 31,5 m² 4 m³ 180 Kg

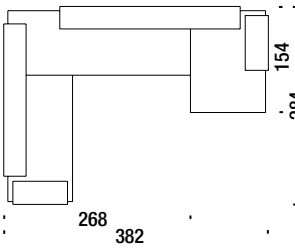


Composition M6R or M6L

Composizione M6Dx-M6Sx

CM6

20,4 mt. ★ 38,8 m² 4,8 m³ 218 Kg

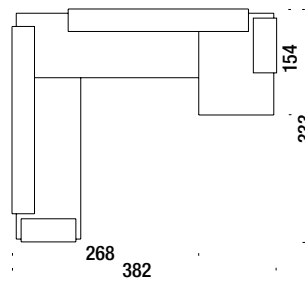


Composition M8R or M8L

Composizione M8Dx-M8Sx

CM8

21,7 mt. ★ 41,4 m² 5,3 m³ 230 Kg

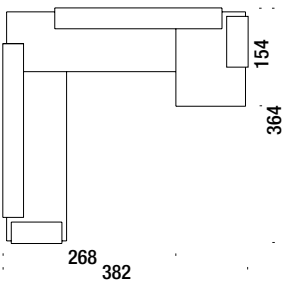


Composition M9R or M9L

Composizione M9Dx-M9Sx

CM9

21,7 mt. ★ 41,4 m² 5,3 m³ 235 Kg

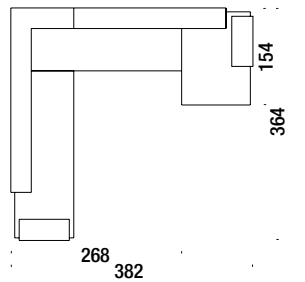


Composition MAR or MAL

Composizione MADx-MASx

CMA

23 mt. ★ 43,8 m² 6,5 m³ 242 Kg

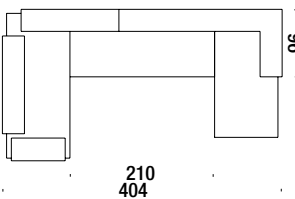


Composition PAR or PAL

Composizione PADx-PASx

SPA

22,2 mt. ★ 42,4 m² 5,2 m³ 239 Kg

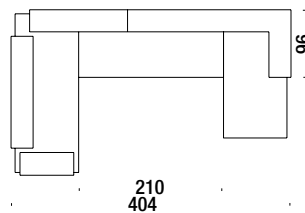


Composition PBR or PBL

Composizione PBDx-PBSx

SPB

22,4 mt. ★ 42,8 m² 5,2 m³ 244 Kg



Composition PCR or PCL

Composizione PCDx-PCSx

SPC

22,8 mt. ★ 43,5 m² 📦 5,4 m³ 🧑 253 Kg

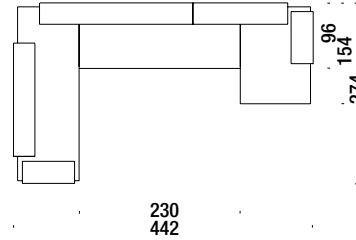


Composition R5R or R5L

Composizione R5Dx-R5Sx

CR5

22,2 mt. ★ 42,3 m² 📦 5,1 m³ 🧑 230 Kg

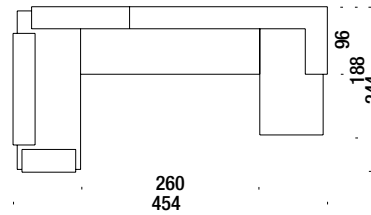


Composition SBR or SBL

Composizione SBDx-SBSx

SSB

23 mt. ★ 43,9 m² 📦 7,1 m³ 🧑 256 Kg

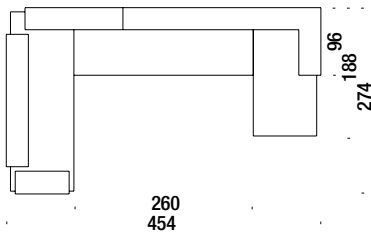


Composition SCR or SCL

Composizione SCDx-SCSx

SSC

23,4 mt. ★ 44,6 m² 📦 7,1 m³ 🧑 263 Kg

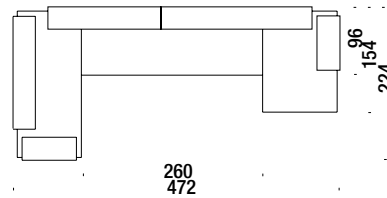


Composition TBR or TBL

Composizione TBDx-TBSx

CTB

22,2 mt. ★ 42,3 m² 📦 4,8 m³ 🧑 228 Kg

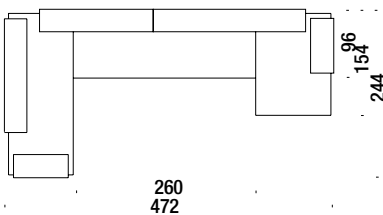


Composition TCR or TCL

Composizione TCDx-TCSx

CTC

22,2 mt. ★ 42,3 m² 📦 4,8 m³ 🧑 230 Kg

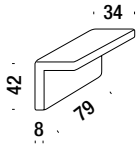


Arm 02ER - 02FL

Bracciolo 02EDx - 02Fsx

02E

1,6 mt. ★ 2,4 m² 📦 8 Kg



Optional cushion 55x45

Cuscino optional 55x45

OKE

1,1 mt. ★ 1,2 m²



Optional cushion 50x40

Cuscino optional 50x40

OKF

1 mt. ★ 1,1 m²



4 cushions set 2 KE + 2 KF

Set 4 cuscini 2 KE + 2 KF

OMR

3,2 mt. ★ 4,1 m²

LL00KE



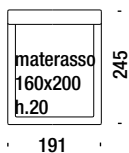
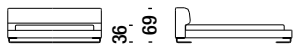
LL00KF



Bed 160

Letto 160 175

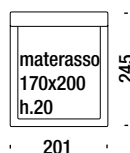
6,8 mt. ★ 13,5 m² 1,6 m³ 85 Kg



Bed 170

Letto 170 176

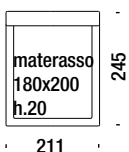
7,2 mt. ★ 14 m² 1,6 m³ 87 Kg



Bed 180

Letto 180 177

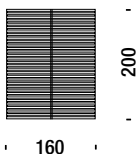
7,5 mt. ★ 14,5 m² 1,6 m³ 100 Kg



Slatted base 200x160

Rete doghe 200x160 HL0195

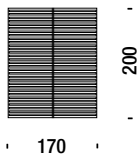
0,3 m³



Slatted base 200x170

Rete doghe 200x170 HL0196

0,3 m³



Slatted base 200x180

Rete doghe 200x180 HL0197

0,3 m³

