

# Lowland

LLO

Design Patricia Urquiola - 2000



## SOFA

Polyurethane foam in varied densities and polyester fiberfill on wood frame. Standard polyurethane complies with CAL TB 117 free from flame retardants; flame retardant version BS 5852, crib 5 available with 8% surcharge. Armrests are injected flame-retardant polyurethane foam over internal steel frame. Sled base is tubular stainless steel. Glides in PVC on request.

Lowland collection covers are removable (requires simple disassembly of arms and back).

## BEDS

Bedframe is in wood filled with polyurethane foam. Standard polyurethane complies with CAL TB 117 free from flame retardants; flame retardant version BS 5852, crib 5 available with 8% surcharge. Frame supports with adjustable heights. Accommodates standard European mattresses only. Upcharge for optional center beam € 325 .

## NOTES:

- compositions, sofas and beds are delivered unassembled
- the optional pillows (code OKE-OKF) are in polyester fiberfill
- the set of cushions (code OMR) is in polyester fiberfill and is produced in a single fabric
- all the drawings of the compositions refer to the right-hand version
- the products are available with 2 arms, with 1 arm or without arms: please recalculate the price in the case of differences from the standard drawing.

please note: for leather versions seams are not symmetrically matched between backrest and seat.

## CANAPÉ

Mousse de polyuréthane à densité variable et fibre polyester avec structure interne en bois. Polyuréthane disponible, en standard, dans la version CAL TB 117 sans retardateurs de flamme; version ignifugée BS 5852, crib 5 disponible avec supplément de 8%. Accoudoirs en mousse de polyuréthane ignifugée injectée à froid et structure interne en acier. Piètement luge en tube d'acier inox. Patins en PVC sur demande.

La collection Lowland est facilement déhoussable en démontant les accoudoirs et le dossier.

## LITS

Tête de lit inclinable en mousse de polyuréthane ignifugée injectée à froid et en fibre polyester et structure interne en acier et cadre de lit rembourré en mousse de polyuréthane sur structure en bois. Polyuréthane disponible, en standard, dans la version CAL TB 117 sans retardateurs de flamme; version ignifugée BS 5852, crib 5 disponible avec supplément de 8%. Supports de sommier réglables en hauteur. Adapté uniquement à des matelas dans les dimensions standard européennes. Majoration pour traverse centrale en option € 325 .

## NOTES:

- les compositions, les canapés et les lits sont livrés démontés
- les coussins en option (code OKE-OKF) sont en fibre polyester
- le jeu de coussins (code OMR) est en fibre de polyester et réalisé en un seul tissu
- tous les dessins des compositions se réfèrent à la version droite
- les produits sont disponibles avec 2 accoudoirs, avec 1 accoudoir ou sans accoudoir : prière de recalculer le prix en cas de différences par rapport au dessin standard.

avertissement: dans les compositions en cuir les coutures ne sont pas symétriques entre le dossier et l'assise.



## Recommended fabric hangers

### Liasses de tissus conseillées

- 135-Spring Palette > 1, 2
- 139-Norwegian Wood > Orsetto
- Clay, Zero by Sahco
- Coda 2, Fiord, Hallingdal 65 by Kvadrat
- Divina 3, Divina Melange 3, Divina MD by Kvadrat
- Uniform Melange by Febrik

## Feet colors Couleurs pieds.....



STAINLESS  
steel

		depth - profondeità							
cm	154	188	218	238	274	284	314	333	364
		194	224	244	280	290	320	339	370
284		<b>F2</b>		<b>C1 C4</b>	<b>F5 FA</b>				
302	<b>A1 B1</b>					<b>G6</b>	<b>G7</b>	<b>G8</b>	<b>G9</b>
314		<b>H2</b>	<b>H3 HB</b>	<b>HA</b>	<b>C5</b>				
333	<b>A2 B2</b>	<b>I2</b>	<b>IC</b>	<b>I4 IA</b>	<b>C3 C6</b>	<b>I6</b>	<b>I7</b>	<b>I8</b>	<b>I9 IB</b>
352	<b>A3 B3</b>					<b>J6</b>	<b>J7</b>	<b>J8</b>	<b>JA</b>
364		<b>K2</b>	<b>K3 KC</b>	<b>KA</b>	<b>K5 KB</b>				
382	<b>B4</b>					<b>M6</b>	<b>E1 E2</b>	<b>M8</b>	<b>M9 MA</b>
404			<b>P3 PA</b>	<b>P4 PB</b>	<b>PC</b>				
423		<b>QA</b>		<b>QD</b>	<b>QF</b>				
442		<b>R2</b>	<b>R3</b>		<b>R5</b>				
454				<b>SB</b>	<b>SC</b>				
472			<b>TB</b>	<b>T4 TC</b>					

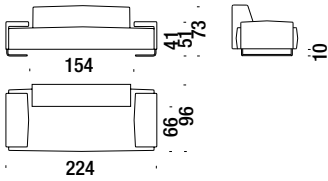
larghezza - largeur

## 2 seater sofa major

### Canapé 2 places major

C18

8,6 mt. ★ 16,3 m<sup>2</sup> 1,7 m<sup>3</sup> 83 Kg

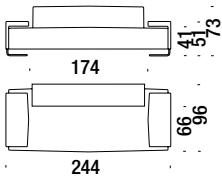


## 3 seater sofa

### Canapé 3 places

C03

8,8 mt. ★ 16,8 m<sup>2</sup> 1,9 m<sup>3</sup> 104 Kg

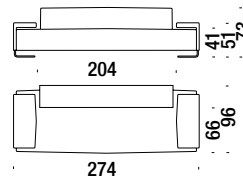


## 3 seater sofa major

### Canapé 3 places major

CM1

9,2 mt. ★ 17,4 m<sup>2</sup> 2,1 m<sup>3</sup> 114 Kg

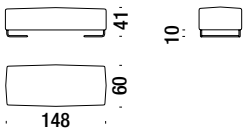


## Stool

### Pouf

017

2,4 mt. ★ 4,6 m<sup>2</sup> 0,3 m<sup>3</sup> 25 Kg

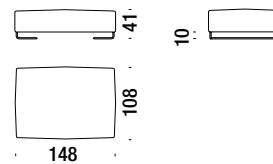


## Stool large

### Pouf grand

077

3,9 mt. ★ 7,4 m<sup>2</sup> 0,8 m<sup>3</sup> 40 Kg

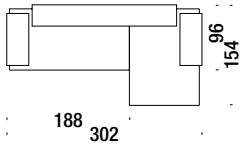


## Composition A1R or A1L

### Composition A1D ou A1G

CA1

12,3 mt. 23,6 m<sup>2</sup> 2,7 m<sup>3</sup> 129 Kg

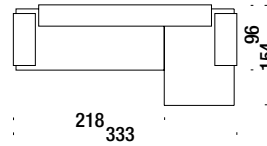


## Composition A2R or A2L

### Composition A2D ou A2G

CA2

13,6 mt. 25,9 m<sup>2</sup> 3 m<sup>3</sup> 156 Kg

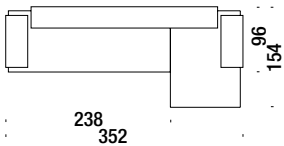


## Composition A3R or A3L

### Composition A3D ou A3G

CA3

13,8 mt. 26,2 m<sup>2</sup> 3,2 m<sup>3</sup> 165 Kg

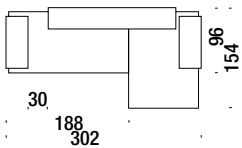


## Composition B1R or B1L

### Composition B1D ou B1G

CB1

12,1 mt. 23 m<sup>2</sup> 2,5 m<sup>3</sup> 129 Kg

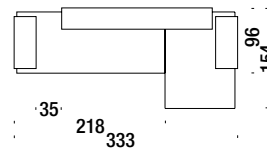


## Composition B2R or B2L

### Composition B2D ou B2G

CB2

13,2 mt. 25,2 m<sup>2</sup> 2,7 m<sup>3</sup> 156 Kg

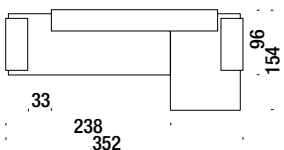


## Composition B3R or B3L

### Composition B3D ou B3G

CB3

13,6 mt. 25,9 m<sup>2</sup> 3 m<sup>3</sup> 165 Kg

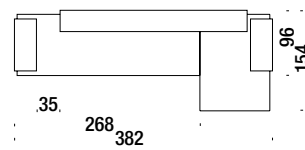


## Composition B4R or B4L

### Composition B4D ou B4G

CB4

13,8 mt. 26,2 m<sup>2</sup> 3,2 m<sup>3</sup> 175 Kg

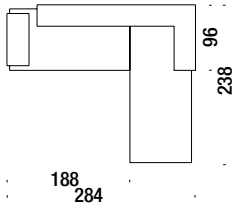


## Composition C1R or C1L

### Composition C1D ou C1G

SC1

13,4 mt. ★ 25,6 m<sup>2</sup> 3,1 m<sup>3</sup> 157 Kg

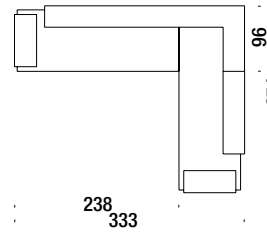


## Composition C3R or C3L

### Composition C3D ou C3G

CC3

17,6 mt. ★ 33,5 m<sup>2</sup> 5,7 m<sup>3</sup> 192 Kg

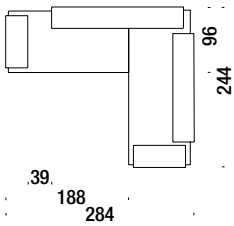


## Composition C4R or C4L

### Composition C4D ou C4G

CC4

15,1 mt. ★ 28,7 m<sup>2</sup> 3,6 m<sup>3</sup> 162 Kg

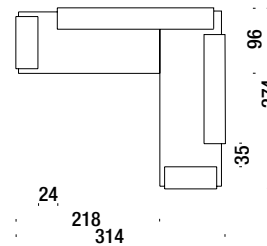


## Composition C5R or C5L

### Composition C5D ou C5G

CC5

16,5 mt. ★ 31,4 m<sup>2</sup> 4 m<sup>3</sup> 177 Kg

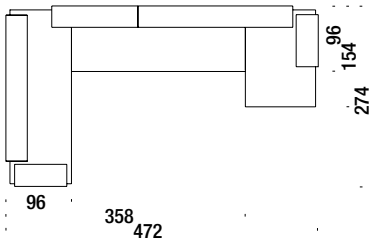


## Composition D2R or D2L

### Composition D2D ou D2G

CD2

22,7 mt. ★ 43,3 m<sup>2</sup> 5,7 m<sup>3</sup> 245 Kg

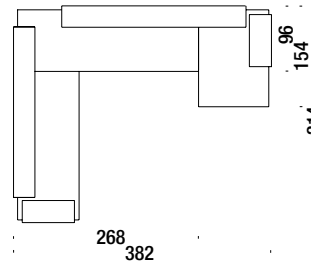


## Composition E1R or E1L

### Composition E1D ou E1G

CE1

21,5 mt. ★ 40,9 m<sup>2</sup> 5,1 m<sup>3</sup> 225 Kg

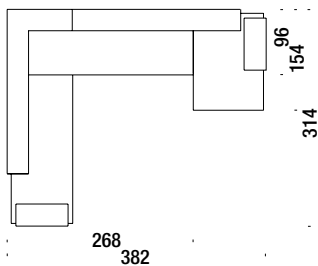


## Composition E2R or E2L

### Composition E2D ou E2G

CE2

22,5 mt. ★ 43 m<sup>2</sup> 6,6 m<sup>3</sup> 230 Kg

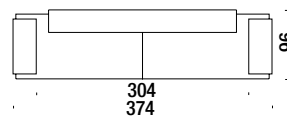


## Composition E5R or E5L

### Composition E5D ou E5G

CE5

12,8 mt. ★ 24,3 m<sup>2</sup> 3,3 m<sup>3</sup> 140 Kg

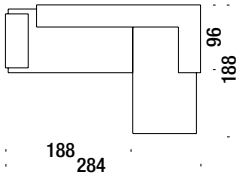


## Composition F2R or F2L

### Composition F2D ou F2G

SF2

12,7 mt. ★ 24,2 m<sup>2</sup> 3,1 m<sup>3</sup> 150 Kg

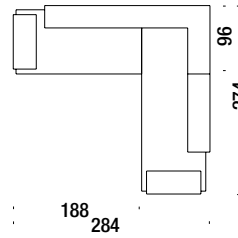


## Composition F5R or F5L

### Composition F5D ou F5G

CF5

16,3 mt. ★ 31 m<sup>2</sup> 3,8 m<sup>3</sup> 175 Kg

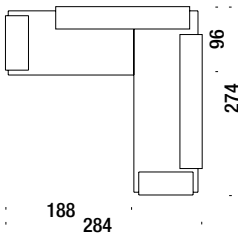


## Composition FAR or FAL

### Composition FAD ou FAG

CFA

15,6 mt. ★ 29,6 m<sup>2</sup> 4 m<sup>3</sup> 169 Kg

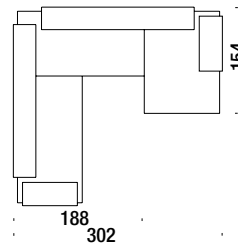


## Composition G6R or G6L

### Composition G6D ou G6G

CG6

19,1 mt. ★ 36,2 m<sup>2</sup> 4,3 m<sup>3</sup> 206 Kg

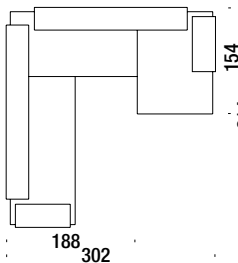


## Composition G7R or G7L

### Composition G7D ou G7G

CG7

20,2 mt. ★ 38,4 m<sup>2</sup> 4,6 m<sup>3</sup> 208 Kg

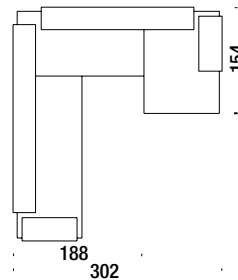


## Composition G8R or G8L

### Composition G8D ou G8G

CG8

20,4 mt. ★ 38,8 m<sup>2</sup> 4,8 m<sup>3</sup> 213 Kg

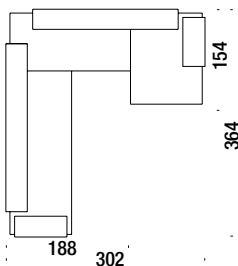


## Composition G9R or G9L

### Composition G9D ou G9G

CG9

20,4 mt. ★ 38,8 m<sup>2</sup> 4,8 m<sup>3</sup> 218 Kg

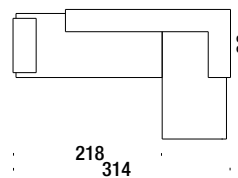


## Composition H2R or H2L

### Composition H2D ou H2G

SH2

13,5 mt. ★ 25,8 m<sup>2</sup> 3,1 m<sup>3</sup> 155 Kg

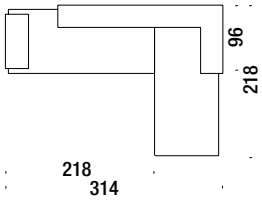


## Composition H3R or H3L

### Composition H3D ou H3G

SH3

14,3 mt. 27,4 m<sup>2</sup> 3,3 m<sup>3</sup> 160 Kg

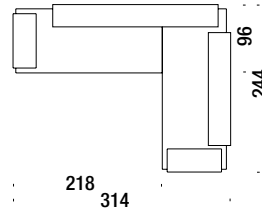


## Composition HAR or HAL

### Composition HAD ou HAG

CHA

16,5 mt. 31,5 m<sup>2</sup> 3,8 m<sup>3</sup> 197 Kg

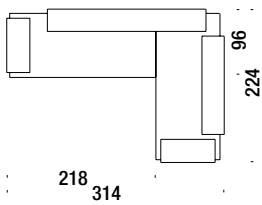


## Composition HBR or HBL

### Composition HBD ou HBG

CHB

16,3 mt. 31,1 m<sup>2</sup> 3,8 m<sup>3</sup> 187 Kg

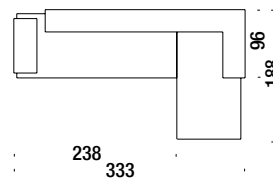


## Composition I2R or I2L

### Composition I2D ou I2G

SI2

14,1 mt. 27 m<sup>2</sup> 4,6 m<sup>3</sup> 157 Kg

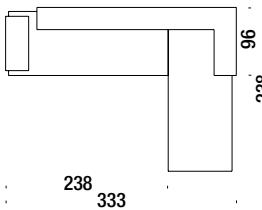


## Composition I4R or I4L

### Composition I4D ou I4G

SI4

14,9 mt. 28,5 m<sup>2</sup> 4,9 m<sup>3</sup> 164 Kg

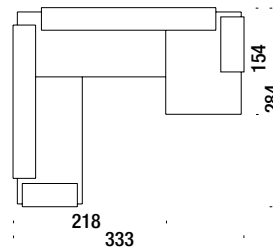


## Composition I6R or I6L

### Composition I6D ou I6G

CI6

20,2 mt. 38,4 m<sup>2</sup> 4,6 m<sup>3</sup> 208 Kg

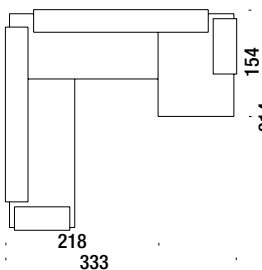


## Composition I7R or I7L

### Composition I7D ou I7G

CI7

21,3 mt. 40,6 m<sup>2</sup> 4,9 m<sup>3</sup> 215 Kg

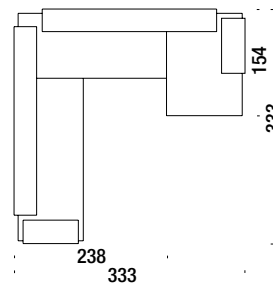


## Composition I8R or I8L

### Composition I8D ou I8G

CI8

21,5 mt. 41 m<sup>2</sup> 5,1 m<sup>3</sup> 220 Kg

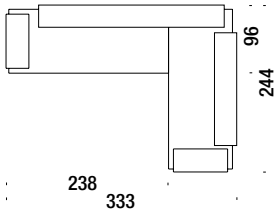


## Composition IAR or IAL

### Composition IAD ou IAG

CIA

16,7 mt. 31,9 m<sup>2</sup> 4,3 m<sup>3</sup> 177 Kg

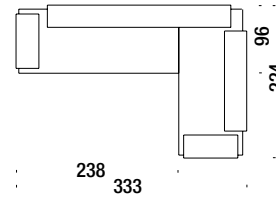


## Composition ICR or ICL

### Composition ICD ou ICG

CIC

16,5 mt. 31,5 m<sup>2</sup> 4 m<sup>3</sup> 175 Kg

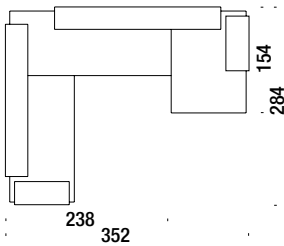


## Composition J6R or J6L

### Composition J6D ou J6G

CJ6

20,2 mt. 38,4 m<sup>2</sup> 4,6 m<sup>3</sup> 210 Kg

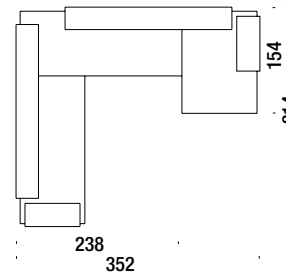


## Composition J7R or J7L

### Composition J7D ou J7G

CJ7

21,3 mt. 40,6 m<sup>2</sup> 4,9 m<sup>3</sup> 217 Kg

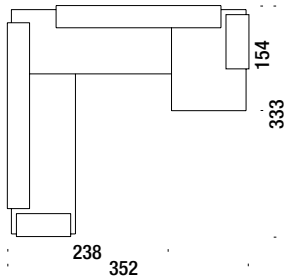


## Composition J8R or J8L

### Composition J8D ou J8G

CJ8

21,5 mt. 41 m<sup>2</sup> 5,1 m<sup>3</sup> 222 Kg

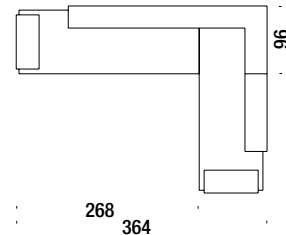


## Composition K5R or K5L

### Composition K5D ou K5G

CK5

17,7 mt. 33,7 m<sup>2</sup> 5,9 m<sup>3</sup> 192 Kg



## Composition KAR or KAL

### Composition KAD ou KAG

CKA

16,7 mt. 31,9 m<sup>2</sup> 4 m<sup>3</sup> 182 Kg

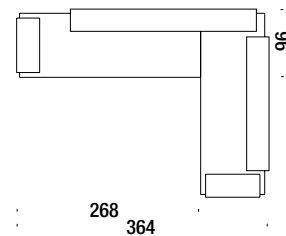


## Composition KBR or KBL

### Composition KBD ou KBG

CKB

17,1 mt. 32,6 m<sup>2</sup> 4,3 m<sup>3</sup> 189 Kg



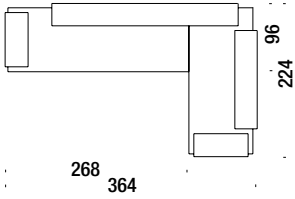


## Composition KCR or KCL

### Composition KCD ou KCG

CKC

16,5 mt. 31,5 m<sup>2</sup> 4 m<sup>3</sup> 180 Kg

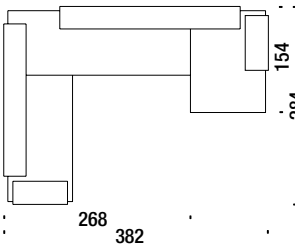


## Composition M6R or M6L

### Composition M6D ou M6G

CM6

20,4 mt. 38,8 m<sup>2</sup> 4,8 m<sup>3</sup> 218 Kg

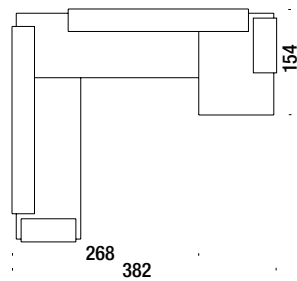


## Composition M8R or M8L

### Composition M8D ou M8G

CM8

21,7 mt. 41,4 m<sup>2</sup> 5,3 m<sup>3</sup> 230 Kg

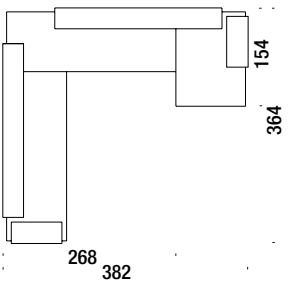


## Composition M9R or M9L

### Composition M9D ou M9G

CM9

21,7 mt. 41,4 m<sup>2</sup> 5,3 m<sup>3</sup> 235 Kg

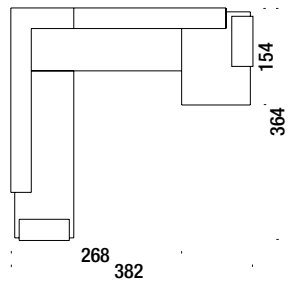


## Composition MAR or MAL

### Composition MAD ou MAG

CMA

23 mt. 43,8 m<sup>2</sup> 6,5 m<sup>3</sup> 242 Kg

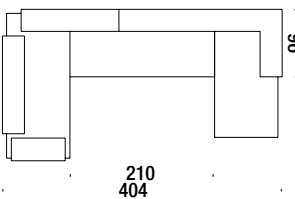


## Composition PAR or PAL

### Composition PAD ou PAG

SPA

22,2 mt. 42,4 m<sup>2</sup> 5,2 m<sup>3</sup> 239 Kg

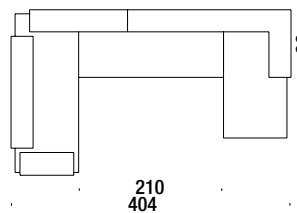


## Composition PBR or PBL

### Composition PBD ou PBG

SPB

22,4 mt. 42,8 m<sup>2</sup> 5,2 m<sup>3</sup> 244 Kg

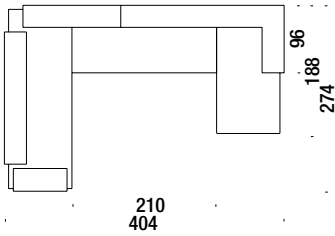


## Composition PCR or PCL

### Composition PCD ou PCG

SPC

22,8 mt. ★ 43,5 m<sup>2</sup> 📦 5,4 m<sup>3</sup> 🧑 253 Kg

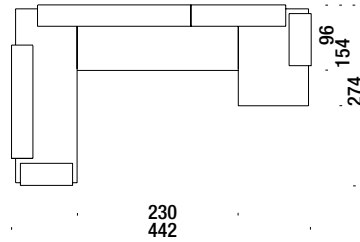


## Composition R5R or R5L

### Composition R5D ou R5G

CR5

22,2 mt. ★ 42,3 m<sup>2</sup> 📦 5,1 m<sup>3</sup> 🧑 230 Kg

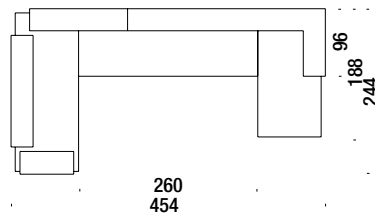


## Composition SBR or SBL

### Composition SBD ou SBG

SSB

23 mt. ★ 43,9 m<sup>2</sup> 📦 7,1 m<sup>3</sup> 🧑 256 Kg

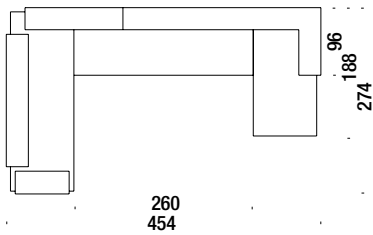


## Composition SCR or SCL

### Composition SCD ou SCG

SSC

23,4 mt. ★ 44,6 m<sup>2</sup> 📦 7,1 m<sup>3</sup> 🧑 263 Kg

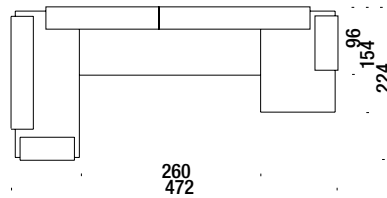


## Composition TBR or TBL

### Composition TBD ou TBG

CTB

22,2 mt. ★ 42,3 m<sup>2</sup> 📦 4,8 m<sup>3</sup> 🧑 228 Kg

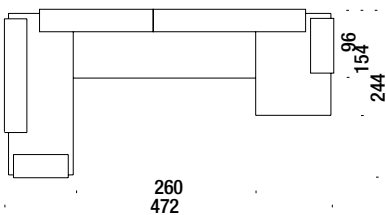


## Composition TCR or TCL

### Composition TCD ou TCG

CTC

22,2 mt. ★ 42,3 m<sup>2</sup> 📦 4,8 m<sup>3</sup> 🧑 230 Kg

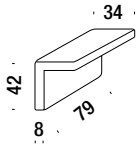


## Arm 02ER - 02FL

Accoudoir 02ED - 02FG

02E

1,6 mt. ★ 2,4 m<sup>2</sup> 📦 8 Kg



## Optional cushion 55x45

Coussin optional 55x45

OKE

1,1 mt. ★ 1,2 m<sup>2</sup>



## Optional cushion 50x40

Coussin optional 50x40

OKF

1 mt. ★ 1,1 m<sup>2</sup>



## 4 cushions set 2 KE + 2 KF

4 coussins set 2 KE + 2 KF

OMR

3,2 mt. ★ 4,1 m<sup>2</sup>

LL00KE



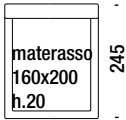
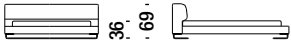
LL00KF



## Bed 160

**Lit 160** 175

6,8 mt. ★ 13,5 m<sup>2</sup> 1,6 m<sup>3</sup> 85 Kg



191

## Bed 170

**Lit 170** 176

7,2 mt. ★ 14 m<sup>2</sup> 1,6 m<sup>3</sup> 87 Kg

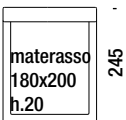


201

## Bed 180

**Lit 180** 177

7,5 mt. ★ 14,5 m<sup>2</sup> 1,6 m<sup>3</sup> 100 Kg

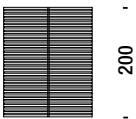


211

## Slatted base 200x160

**Sommier à lattes 200x160** HL0195

0,3 m<sup>3</sup>




160

## Slatted base 200x170

**Sommier à lattes 200x170** HL0196

0,3 m<sup>3</sup>

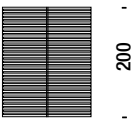


170

## Slatted base 200x180

**Sommier à lattes 200x180** HL0197

0,3 m<sup>3</sup>



180