

Design Patricia Urquiola - 2010



MODULAR ELEMENTS

Polyurethane foam in varied densities and polyester fiberfill on wood frame. Standard polyurethane complies with CAL TB 117 free from flame retardants; flame retardant version BS 5852, crib 5 available with 8% surcharge. Glides are black polypropylene.

SOFA BED

Seat made with polyurethane foam in varied densities and polyester fiberfill on wood and powder coated steel frame. Standard polyurethane complies with CAL TB 117 free from flame retardants; flame retardant version BS 5852, crib 5 available with 8% surcharge. Glides are black polypropylene. Mattress in polyurethane foam.

Spring collection covers are removable.

ELEMENTI MODULARI

Poliuretano espanso a densità differenziate e fibra poliestere con struttura interna in legno. Di serie, poliuretano conforme a CAL TB 117 privo di ritardanti di fiamma; disponibile la versione ignifuga BS 5852, crib 5 con sovrapprezzo dell'8%. Piedi in polipropilene nero.

DIVANO LETTO

Poliuretano espanso a densità differenziate e fibra poliestere con struttura interna in legno e acciaio verniciato a polveri. Di serie, poliuretano conforme a CAL TB 117 privo di ritardanti di fiamma; disponibile la versione ignifuga BS 5852, crib 5 con sovrapprezzo dell'8%. Piedi in polipropilene nero. Materasso in poliuretano espanso.

La collezione Spring è sfoderabile.



Recommended fabric hangers

Tirelle e tessuti consigliati

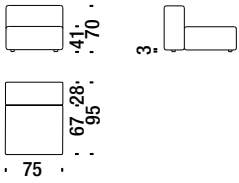
- 135-Spring Palette > 11
- 136-Mini Me > Baby Braid, Mini Husk
- Clay by Sahco
- Moss by Sahco
- Sprinkles by Febrik
- Uniform Melange by Febrik
- Zero by Sahco

Central element 75

Elemento centrale 75

330

3,3 mt. 6,2 m² 0,6 m³ 27 Kg

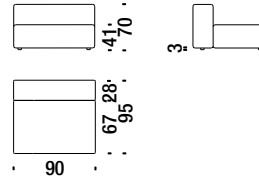


Central element 90

Elemento centrale 90

331

3,5 mt. 6,6 m² 0,7 m³ 35 Kg

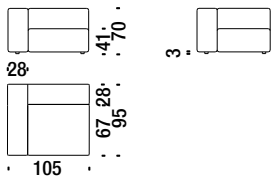


Lateral element left 105

Elem.laterale sinistro 105

332

6,3 mt. 11,9 m² 0,7 m³ 41 Kg

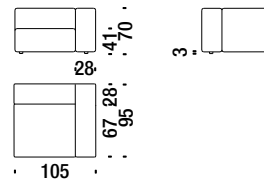


Lateral element right 105

Elem.laterale destro 105

333

6,3 mt. 11,9 m² 0,7 m³ 41 Kg

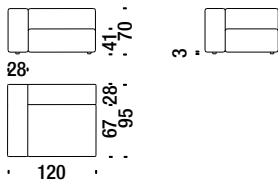


Lateral element left 120

Elem.laterale sinistro 120

334

6,3 mt. 11,9 m² 0,9 m³ 48 Kg

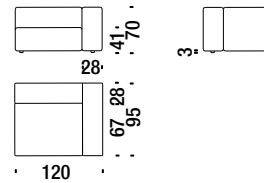


Lateral element right 120

Elem.laterale destro 120

335

6,3 mt. 11,9 m² 0,9 m³ 48 Kg

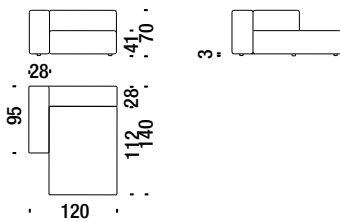


Chaise Longue lateral left 120

Chaise longue lat.sinistra 120

336

7,1 mt. 13,7 m² 1,1 m³ 55 Kg

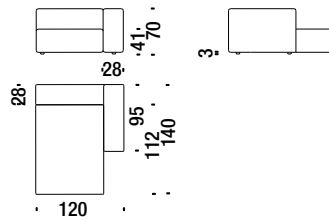


Chaise Longue lateral right 120

Chaise longue lat.destra 120

337

7,1 mt. 13,7 m² 1,1 m³ 55 Kg

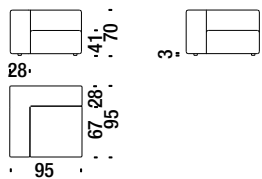


Corner 95x95

Angolo 95x95

339

6 mt. 11,3 m² 0,7 m³ 40 Kg

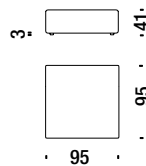


Stool 95x95

Pouf 95x95

017

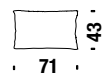
3,6 mt. 5,8 m² 0,4 m³ 25 Kg



Back cushion 71x43

Cuscino schiena 71x43

RD0530



Sofa bed 240

Divano letto 240

008

10,5 mt. 20 m² 2 m³ 140 Kg

