



MODULAR ELEMENTS

Polyurethane foam with differentiated density and polyester fiber with internal wooden structure. As standard, polyurethane complies with CAL TB 117 without flame retardants; the flame-retardant version BS 5852, crib 5 is available with an 8% surcharge. Black polypropylene feet.

SOFA BED

Polyurethane foam with differentiated density and polyester fiber with internal wooden and powder-coated steel structure. As standard, polyurethane conforms to CAL TB 117 without flame retardants; fireproof version BS 5852, crib 5 available at an additional 8% surcharge. Black polypropylene feet. Polyurethane foam mattress.

The Spring covers are removable.

NOTE:

- Recommended fabrics: check out www.moroso.it/productname --> "Configure your product" or monet.moroso.it."

ELEMENTI MODULARI

Poliuretano espanso a densità differenziate e fibra poliestere con struttura interna in legno. Di serie, poliuretano conforme a CAL TB 117 privo di ritardanti di fiamma; disponibile la versione ignifuga BS 5852, crib 5 con sovrapprezzo dell'8%. Piedi in polipropilene nero.

DIVANO LETTO

Poliuretano espanso a densità differenziate e fibra poliestere con struttura interna in legno e acciaio verniciato a polveri. Di serie, poliuretano conforme a CAL TB 117 privo di ritardanti di fiamma; disponibile la versione ignifuga BS 5852, crib 5 con sovrapprezzo dell'8%. Piedi in polipropilene nero. Materasso in poliuretano espanso.

La collezione Spring è sfoderabile.

NOTA:

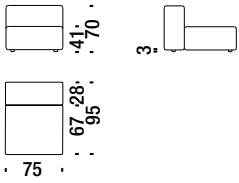
- Tessuti consigliati: consulta www.moroso.it/nomeprodotto --> "Configura il tuo prodotto" oppure monet.moroso.it .



Central element 75

Elemento centrale 75 330

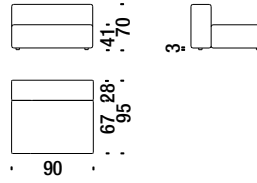
3,3 mt. ★ 6,2 m² 0,6 m³ 27 Kg



Central element 90

Elemento centrale 90 331

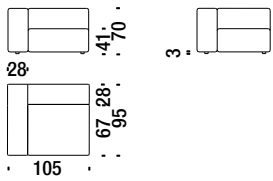
3,5 mt. ★ 6,6 m² 0,7 m³ 35 Kg



Lateral element left 105

Elem.laterale sinistro 105 332

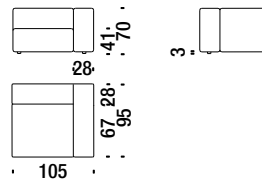
6,3 mt. ★ 11,9 m² 0,7 m³ 41 Kg



Lateral element right 105

Elem.laterale destro 105 333

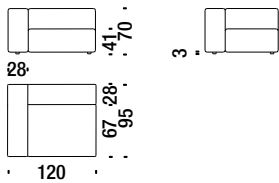
6,3 mt. ★ 11,9 m² 0,7 m³ 41 Kg



Lateral element left 120

Elem.laterale sinistro 120 334

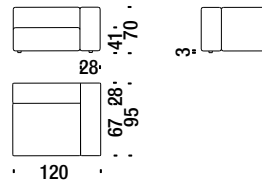
6,3 mt. ★ 11,9 m² 0,9 m³ 48 Kg



Lateral element right 120

Elem.laterale destro 120 335

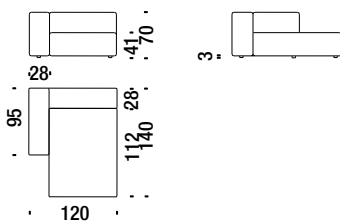
6,3 mt. ★ 11,9 m² 0,9 m³ 48 Kg



Chaise Longue lateral left 120

Chaise longue lat.sinistra 120 336

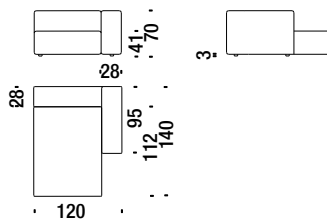
7,1 mt. ★ 13,7 m² 1,1 m³ 55 Kg



Chaise Longue lateral right 120

Chaise longue lat.destra 120 337

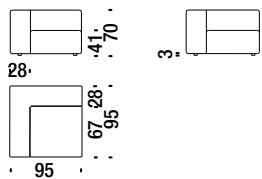
7,1 mt. ★ 13,7 m² 1,1 m³ 55 Kg



Corner 95x95

Angolo 95x95 339

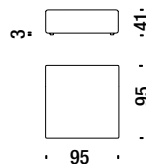
6 mt. ★ 11,3 m² 0,7 m³ 40 Kg



Stool 95x95

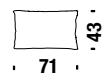
Pouf 95x95 017

3,6 mt. ★ 5,8 m² 0,4 m³ 25 Kg



Back cushion 71x43

Cuscino schiena 71x43 RD0530



Sofa bed 240

Divano letto 240 008

10,5 mt. ★ 20 m² 2 m³ 140 Kg

