

— Woodwave —

DLA



CHAIR AND STOOL

Structure in painted ash. Back and seat in beech veneered painted ash. Interchangeable polypropylene insoles. The stool has footrests in black painted steel.

TABLES

Ash veneer top always painted transparent and black MDF under top. Top edge and base in plywood covered in painted ash, bottom in black painted steel. PVC glides, adjustable in height.

NOTES:

- Chair stackable up to 3 units
- Table base is empty and needs to be ballasted
- Tables are supplied disassembled.

SEDIA E SGABELLO

Struttura in frassino verniciato. Schienale e seduta in faggio impiallacciato e frassino verniciato. Sottopiedi in polipropilene intercambiabili. Lo sgabello ha poggiatesta in acciaio verniciato nero.

TAVOLI

Piano impiallacciato frassino sempre verniciato trasparente e sottopiano in MDF nero. Bordo del piano e base in multistrato rivestito in frassino verniciato, fondo in acciaio verniciato nero. Sottopiedi in PVC, regolabili in altezza.

NOTE:

- Sedia impilabile fino a 3 unità
- La base del tavolo è vuota al suo interno ed è necessario zavorrarla
- I tavoli vengono forniti smontati.

Finiture legno



CHARCOAL



NATURAL ASH



TRAFFIC RED
RAL 3020



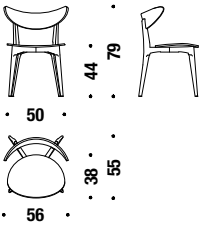
ULTRAMARINE
RAL 5002

Woodwave chair

Woodwave chair

W01

0,3m³ 7,5Kg

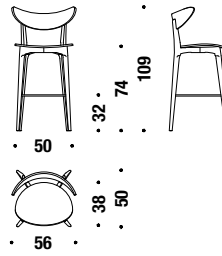


Woodwave stool

Woodwave stool

W02

0,3m³ 9,5Kg

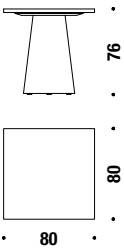


Woodwave table 80x80

Woodwave tavolo 80x80

W03

0,3m³ 56Kg

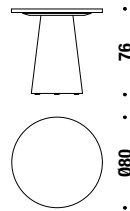


Woodwave table Ø 80

Woodwave tavolo Ø 80

W04

0,3m³ 66Kg

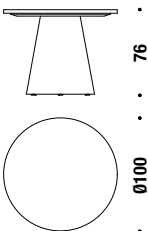


Woodwave table Ø 100

Woodwave tavolo Ø 100

W05

0,8m³ 75Kg



Woodwave table Ø 130

Woodwave tavolo Ø 130

W06

0,8m³ 108Kg

