

' vol. 1 **SOFAS AND SEATING SYSTEMS**

SEATING ELEMENTS

Seat in stress-resistant flame-retardant polyurethane foam in varied densities and polyester fiberfill on wood frame. Back in injected flame-retardant polyurethane foam and polyester fiberfill over internal wood frame. Base is steel with powder coat finish. Feet are triangular tubular aluminum with powder coat finish. Levelling glides are polypropylene.

Freeflow collection covers are not removable.

NOTE:

- drawing composition must accompany order.

' vol.1 **SOFAS UND SITZSYSTEME**

SITZELEMENTE

Sitz aus unverformbarem PU-Schaum, feuerhemmend, in unterschiedlicher Dichte und Polyesterwatte auf einer Innenstruktur aus Holz. Rückenlehne aus Kaltschaum feuerhemmend und Polyesterwatte, Innenstruktur aus Holz. Gestell aus Stahl, pulverbeschichtet. Füße aus dreieckigem Aluminiumprofil, lackiert oder verchromt. Fußgleiter aus Polypropylen, in der Höhe verstellbar. Die Kollektion Freeflow ist nicht abziehbar.

HINWEIS:

- Bei Bestellung von Kompositionen Zeichnung beilegen.

Design Gordon Guillaumier - 2009



Recommended fabric hangers

Vorgeschlagene Stoffbuegel

110-Kvadrat x Moroso n° 1
-Divina
-Tonus
-Hallingdal
-Extrema
-Stamskin Top

-Pelle / Leather T
-Pelle / Leather Z

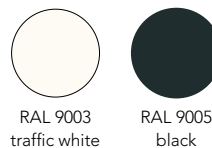
Technical tests - Technische Prüfungen

EN 1728:2000 clause 6.2.1 level 3 severe
EN 1728:2000 clause 6.2.2 level 3 severe
EN 1728:2000 clause 6.7 level 3 severe
EN 15373:2007 Annex A clause A.2 level 3 severe.

Feet colors - Farben fuesse

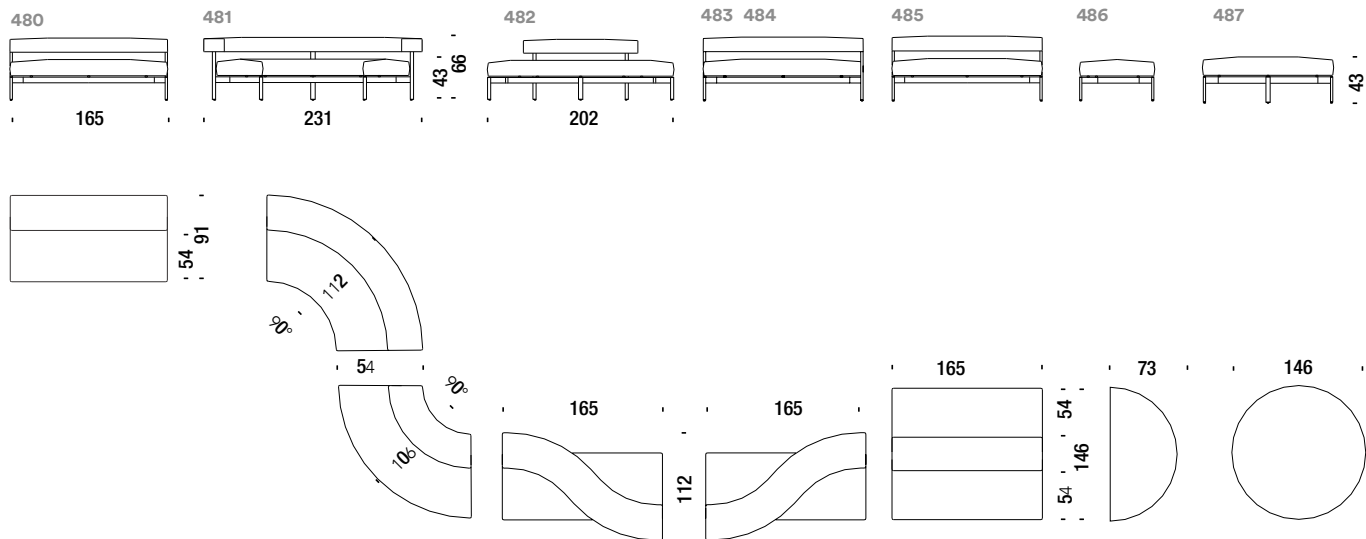


Base colors - Gestell Farben





Elements

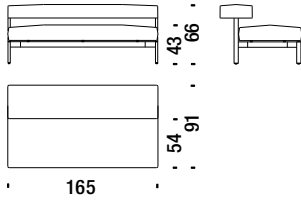


Straight element

Element gerade

480

4 mt. ★ 7,3 m² 1,2 m³ 60 Kg



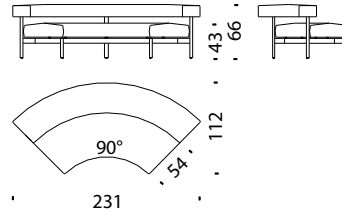
€
H _____
Q _____
S _____
W _____
Y _____
T _____
Z _____

Element closed corner

Element geschlossene Ecke

481

6,1 mt. ★ 10,3 m² 2 m³ 79 Kg



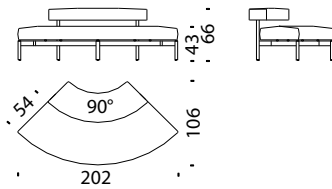
€
H _____
Q _____
S _____
W _____
Y _____
T _____
Z _____

Element open corner

Element offene Ecke

482

5 mt. ★ 8,3 m² 1,6 m³ 65 Kg



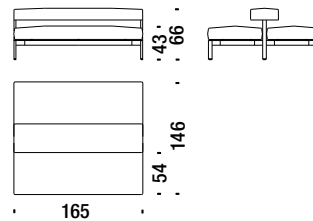
€
H _____
Q _____
S _____
W _____
Y _____
T _____
Z _____

Double face bench

Double face Bank

485

7,7 mt. ★ 13 m² 1,8 m³ 90 Kg



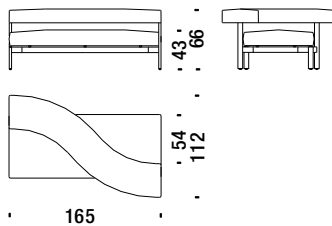
€
H _____
Q _____
S _____
W _____
Y _____
T _____
Z _____

Element Duale left

Element Duale links

483

5,3 mt. ★ 9 m² 1,4 m³ 70 Kg



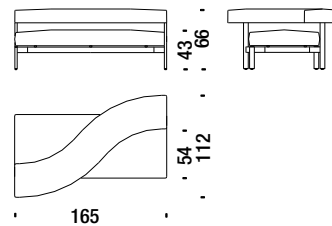
€
H _____
Q _____
S _____
W _____
Y _____
T _____
Z _____

Element Duale right

Element Duale rechts

484

5,3 mt. ★ 9 m² 1,4 m³ 70 Kg



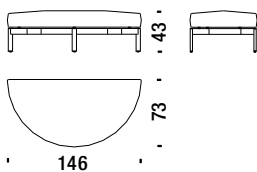
€
H _____
Q _____
S _____
W _____
Y _____
T _____
Z _____

Stool semicircular

Hocker halbkreisfoermig

486

2,7 mt. ★ 5 m² 0,5 m³ 30 Kg



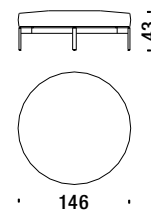
€
H _____
Q _____
S _____
W _____
Y _____
T _____
Z _____

Stool circular

Hocker rund

487

4 mt. ★ 6,5 m² 1 m³ 40 Kg



€
H _____
Q _____
S _____
W _____
Y _____
T _____
Z _____

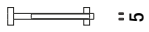
Optional arm

Arملهne optional

07Q

 5 Kg

€



• 48 •

- H _____
- Q _____
- S _____
- W _____
- Y _____
- T _____
- Z _____