



' vol. 1 SOFAS AND SEATING SYSTEMS

## SEATING ELEMENTS

Flame retardant polyurethane foam and polyester fibre on wood frame. Feet in varnished ash. Glides in polyethylene. Josephine collection covers are not removable.

' vol.1 CANAPÉS ET SYSTÈMES DE SIÈGES

## ELEMENTS D'ASSISE

Mousse de polyuréthane ignifugée indéformable à densité variable et fibre polyester avec structure interne en bois. Pieds en frêne verni. Sous pieds en polyéthylène. La collection Josephine n'est pas déhoussable.

Design Gordon Guillaumier - 2017



### Recommended fabric hangers

#### Liasses de tissus conseillées

-Divina  
-Uniform  
-Haakon  
-Tonus  
-Ria  
-Pilot

-Sonar  
-Pelle / Leather T  
-Pelle / Leather Z

### Base colors - Couleurs bases



ASH  
natural



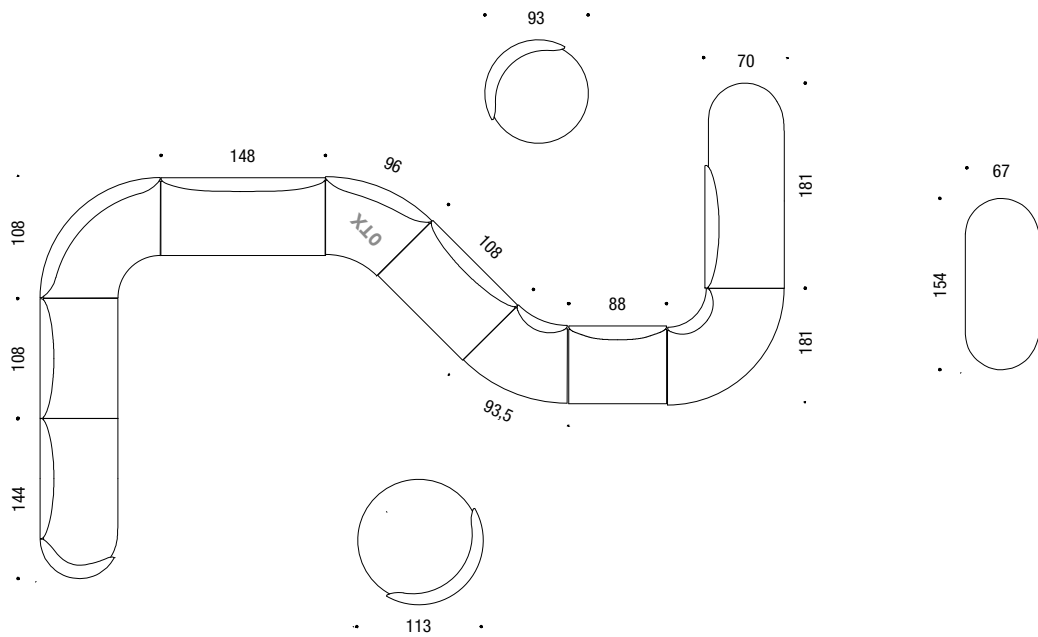
ASH  
graphite



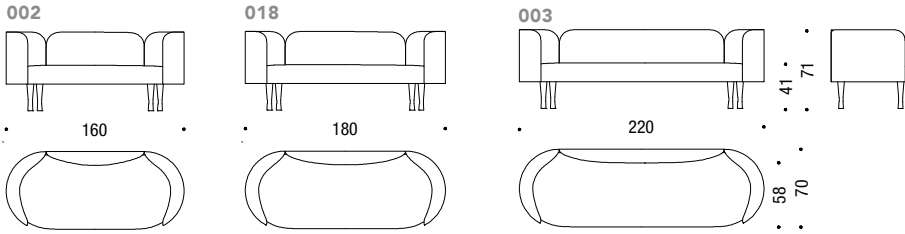
ASH  
black



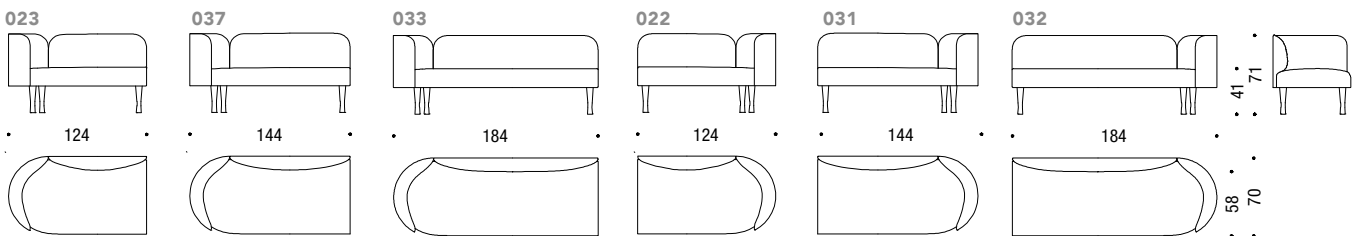
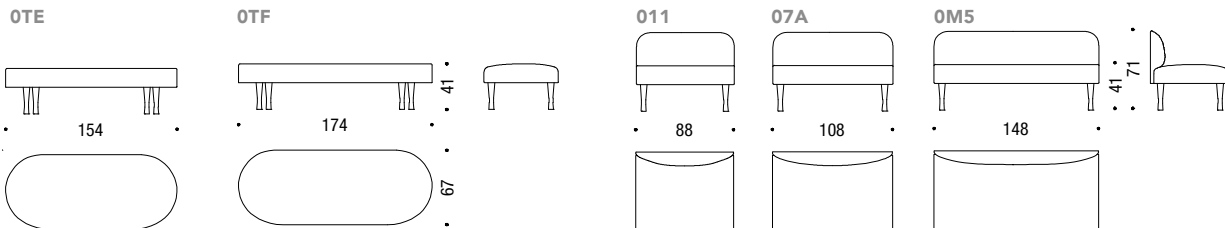
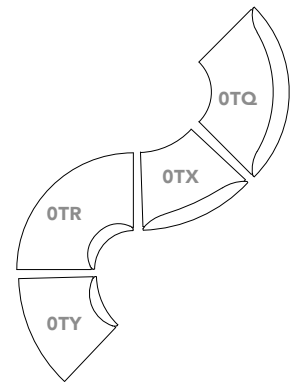
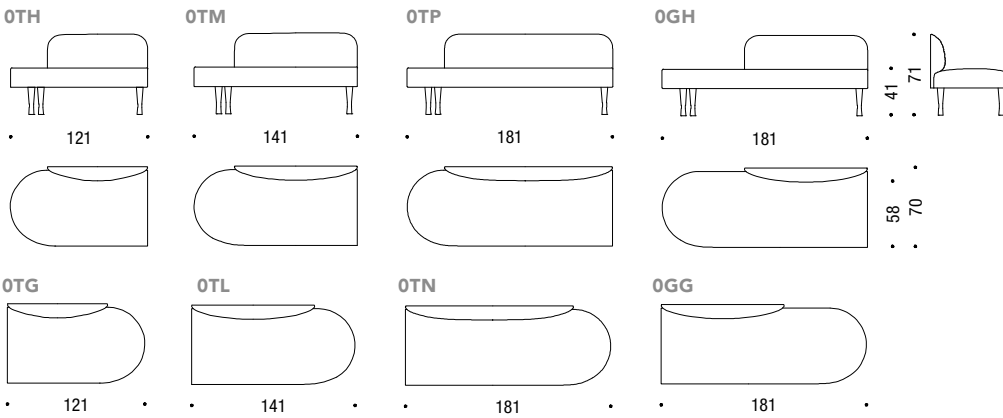
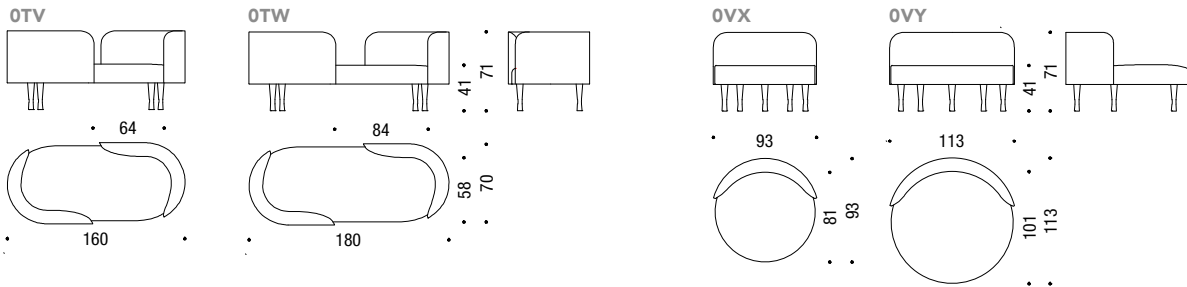
Exsample for composition



## Sofa



## Elements



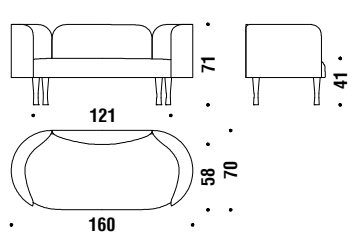
## 2 seater sofa

Canapé 2 places

002

6,6 mt. ★ 12,6 m<sup>2</sup> 0,9 m<sup>3</sup> 50 Kg **FSC® Certified**

€



H \_\_\_\_\_  
Q \_\_\_\_\_  
S \_\_\_\_\_  
W \_\_\_\_\_  
Y \_\_\_\_\_  
T \_\_\_\_\_  
Z \_\_\_\_\_

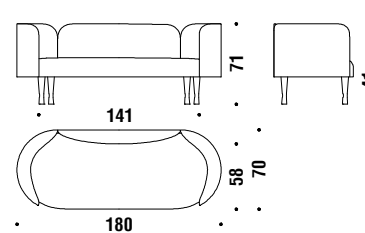
## 2 seater sofa major

Canapé 2 places major

018

7,2 mt. ★ 13,7 m<sup>2</sup> 1,1 m<sup>3</sup> 55 Kg **FSC® Certified**

€



H \_\_\_\_\_  
Q \_\_\_\_\_  
S \_\_\_\_\_  
W \_\_\_\_\_  
Y \_\_\_\_\_  
T \_\_\_\_\_  
Z \_\_\_\_\_

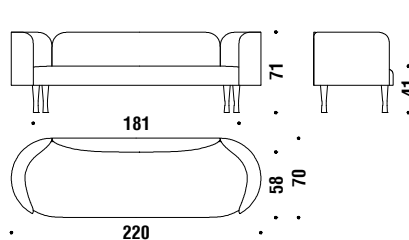
## 3 seater sofa

Canapé 3 places

003

8,3 mt. ★ 15,8 m<sup>2</sup> 1,5 m<sup>3</sup> 65 Kg **FSC® Certified**

€



H \_\_\_\_\_  
Q \_\_\_\_\_  
S \_\_\_\_\_  
W \_\_\_\_\_  
Y \_\_\_\_\_  
T \_\_\_\_\_  
Z \_\_\_\_\_

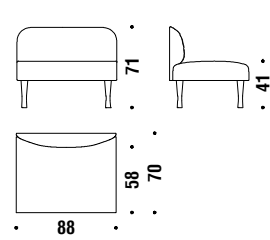
## 1 seater element

Élément central

011

2,9 mt. ★ 5,4 m<sup>2</sup> 0,5 m<sup>3</sup> 35 Kg **FSC® Certified**

€



H \_\_\_\_\_  
Q \_\_\_\_\_  
S \_\_\_\_\_  
W \_\_\_\_\_  
Y \_\_\_\_\_  
T \_\_\_\_\_  
Z \_\_\_\_\_

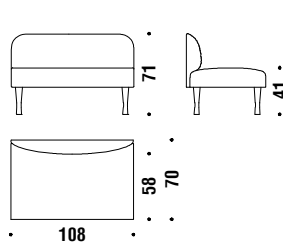
## 2 seat central element

Élément 2 places central

07A

3,3 mt. ★ 6,3 m<sup>2</sup> 0,6 m<sup>3</sup> 40 Kg **FSC® Certified**

€



H \_\_\_\_\_  
Q \_\_\_\_\_  
S \_\_\_\_\_  
W \_\_\_\_\_  
Y \_\_\_\_\_  
T \_\_\_\_\_  
Z \_\_\_\_\_

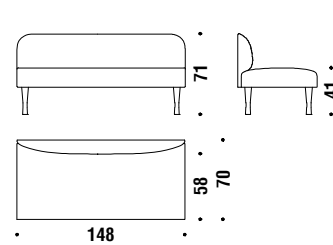
## 2 seat major central element

Élément 2 places major central

0M5

4,1 mt. ★ 7,7 m<sup>2</sup> 0,9 m<sup>3</sup> 45 Kg **FSC® Certified**

€



H \_\_\_\_\_  
Q \_\_\_\_\_  
S \_\_\_\_\_  
W \_\_\_\_\_  
Y \_\_\_\_\_  
T \_\_\_\_\_  
Z \_\_\_\_\_

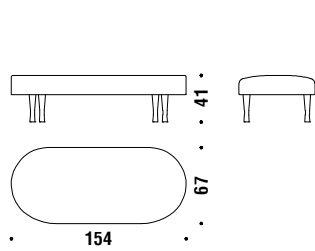
## Bench 154

Banquette 154

OTE

3,5 mt. ★ 6,7 m<sup>2</sup> 0,9 m<sup>3</sup> 45 Kg **FSC® Certified**

€



H \_\_\_\_\_  
Q \_\_\_\_\_  
S \_\_\_\_\_  
W \_\_\_\_\_  
Y \_\_\_\_\_  
T \_\_\_\_\_  
Z \_\_\_\_\_

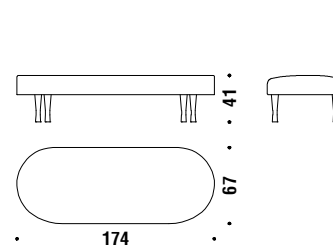
## Bench 174

Banquette 174

OTF

4 mt. ★ 7,5 m<sup>2</sup> 1,1 m<sup>3</sup> 50 Kg **FSC® Certified**

€



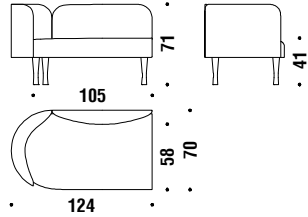
H \_\_\_\_\_  
Q \_\_\_\_\_  
S \_\_\_\_\_  
W \_\_\_\_\_  
Y \_\_\_\_\_  
T \_\_\_\_\_  
Z \_\_\_\_\_

## Lateral 2 seat unit left

Elément latérale 2 places gauche

023

4 mt. ★ 7,5 m<sup>2</sup> 0,7 m<sup>3</sup> 40 Kg **FSC® Certified**



€

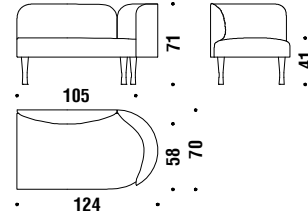
H \_\_\_\_\_  
Q \_\_\_\_\_  
S \_\_\_\_\_  
W \_\_\_\_\_  
Y \_\_\_\_\_  
T \_\_\_\_\_  
Z \_\_\_\_\_

## Lateral 2 seat unit right

Elément latérale 2 places droit

022

4 mt. ★ 7,5 m<sup>2</sup> 0,7 m<sup>3</sup> 40 Kg **FSC® Certified**



€

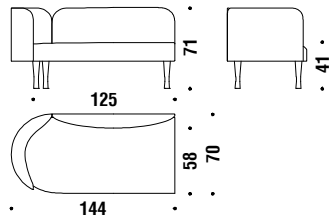
H \_\_\_\_\_  
Q \_\_\_\_\_  
S \_\_\_\_\_  
W \_\_\_\_\_  
Y \_\_\_\_\_  
T \_\_\_\_\_  
Z \_\_\_\_\_

## Lateral 2 seat unit major left

Elém.2 places latérale major gauche

037

4,4 mt. ★ 8,4 m<sup>2</sup> 0,9 m<sup>3</sup> 45 Kg **FSC® Certified**



€

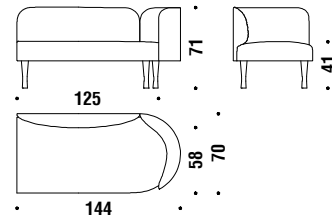
H \_\_\_\_\_  
Q \_\_\_\_\_  
S \_\_\_\_\_  
W \_\_\_\_\_  
Y \_\_\_\_\_  
T \_\_\_\_\_  
Z \_\_\_\_\_

## Lateral 2 seat unit major right

Elém.2 places latérale major droit

031

4,4 mt. ★ 8,4 m<sup>2</sup> 0,9 m<sup>3</sup> 45 Kg **FSC® Certified**



€

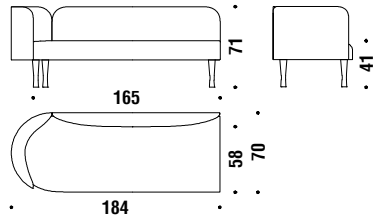
H \_\_\_\_\_  
Q \_\_\_\_\_  
S \_\_\_\_\_  
W \_\_\_\_\_  
Y \_\_\_\_\_  
T \_\_\_\_\_  
Z \_\_\_\_\_

## Lateral 3 seat unit left

Elément latérale 3 places gauche

033

5,5 mt. ★ 10,5 m<sup>2</sup> 1,1 m<sup>3</sup> 60 Kg **FSC® Certified**



€

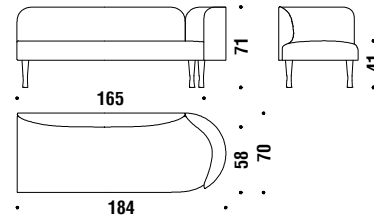
H \_\_\_\_\_  
Q \_\_\_\_\_  
S \_\_\_\_\_  
W \_\_\_\_\_  
Y \_\_\_\_\_  
T \_\_\_\_\_  
Z \_\_\_\_\_

## Lateral 3 seat unit right

Elément latérale 3 places droit

032

5,5 mt. ★ 10,5 m<sup>2</sup> 1,1 m<sup>3</sup> 60 Kg **FSC® Certified**



€

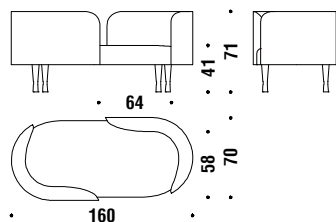
H \_\_\_\_\_  
Q \_\_\_\_\_  
S \_\_\_\_\_  
W \_\_\_\_\_  
Y \_\_\_\_\_  
T \_\_\_\_\_  
Z \_\_\_\_\_

## Vis à vis 160

Vis à vis 160

0TV

6,6 mt. ★ 12,6 m<sup>2</sup> 0,9 m<sup>3</sup> 50 Kg **FSC® Certified**



€

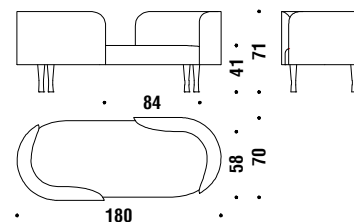
H \_\_\_\_\_  
Q \_\_\_\_\_  
S \_\_\_\_\_  
W \_\_\_\_\_  
Y \_\_\_\_\_  
T \_\_\_\_\_  
Z \_\_\_\_\_

## Vis à vis 180

Vis à vis 180

0TW

7,2 mt. ★ 13,7 m<sup>2</sup> 1,1 m<sup>3</sup> 60 Kg **FSC® Certified**



€

H \_\_\_\_\_  
Q \_\_\_\_\_  
S \_\_\_\_\_  
W \_\_\_\_\_  
Y \_\_\_\_\_  
T \_\_\_\_\_  
Z \_\_\_\_\_

## Lateral 2 seat left peninsula

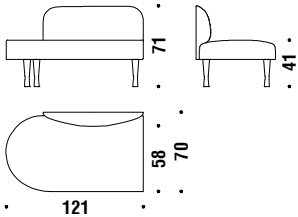
Latérale péninsule 2 places gauche

OTH

3,3 mt. ★ 6,3 m<sup>2</sup> ▢ 0,7 m<sup>3</sup> 🧑 40 Kg **FSC® Certified**



€



H \_\_\_\_\_  
 Q \_\_\_\_\_  
 S \_\_\_\_\_  
 W \_\_\_\_\_  
 Y \_\_\_\_\_  
 T \_\_\_\_\_  
 Z \_\_\_\_\_

## Lateral 2 seat right peninsula

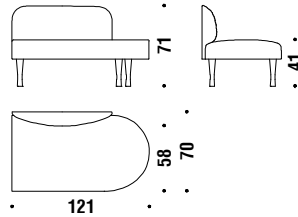
Latérale péninsule 2 places droite

OTG

3,3 mt. ★ 6,3 m<sup>2</sup> ▢ 0,7 m<sup>3</sup> 🧑 40 Kg **FSC® Certified**



€



H \_\_\_\_\_  
 Q \_\_\_\_\_  
 S \_\_\_\_\_  
 W \_\_\_\_\_  
 Y \_\_\_\_\_  
 T \_\_\_\_\_  
 Z \_\_\_\_\_

## Lateral 2 seat major left peninsula

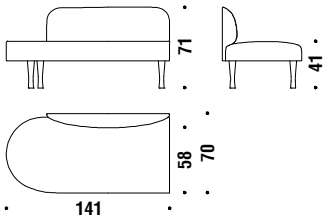
Latérale péninsule 2 places major gauche

OTM

3,7 mt. ★ 7 m<sup>2</sup> ▢ 0,9 m<sup>3</sup> 🧑 45 Kg **FSC® Certified**



€



H \_\_\_\_\_  
 Q \_\_\_\_\_  
 S \_\_\_\_\_  
 W \_\_\_\_\_  
 Y \_\_\_\_\_  
 T \_\_\_\_\_  
 Z \_\_\_\_\_

## Lateral 2 seat major right peninsula

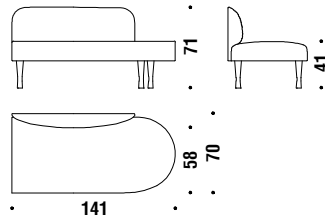
Latérale péninsule 2 places major droite

OTL

3,7 mt. ★ 7 m<sup>2</sup> ▢ 0,9 m<sup>3</sup> 🧑 45 Kg **FSC® Certified**



€



H \_\_\_\_\_  
 Q \_\_\_\_\_  
 S \_\_\_\_\_  
 W \_\_\_\_\_  
 Y \_\_\_\_\_  
 T \_\_\_\_\_  
 Z \_\_\_\_\_

## Lateral 3 seat left peninsula

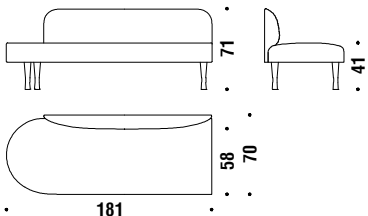
Latérale péninsule 3 places gauche

OTP

4,5 mt. ★ 8,6 m<sup>2</sup> ▢ 1,1 m<sup>3</sup> 🧑 60 Kg **FSC® Certified**



€



H \_\_\_\_\_  
 Q \_\_\_\_\_  
 S \_\_\_\_\_  
 W \_\_\_\_\_  
 Y \_\_\_\_\_  
 T \_\_\_\_\_  
 Z \_\_\_\_\_

## Lateral 3 seat right peninsula

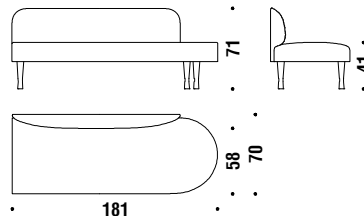
Latérale péninsule 3 places droite

OTN

4,5 mt. ★ 8,6 m<sup>2</sup> ▢ 1,1 m<sup>3</sup> 🧑 60 Kg **FSC® Certified**



€



H \_\_\_\_\_  
 Q \_\_\_\_\_  
 S \_\_\_\_\_  
 W \_\_\_\_\_  
 Y \_\_\_\_\_  
 T \_\_\_\_\_  
 Z \_\_\_\_\_

## Long left peninsula

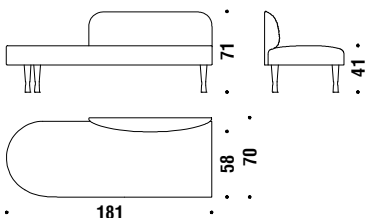
Longue péninsule gauche

OGH

4,4 mt. ★ 8,4 m<sup>2</sup> ▢ 1,1 m<sup>3</sup> 🧑 60 Kg **FSC® Certified**



€



H \_\_\_\_\_  
 Q \_\_\_\_\_  
 S \_\_\_\_\_  
 W \_\_\_\_\_  
 Y \_\_\_\_\_  
 T \_\_\_\_\_  
 Z \_\_\_\_\_

## Long right peninsula

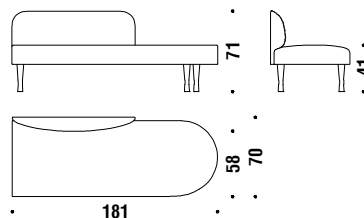
Longue péninsule droite

OGG

4,4 mt. ★ 8,4 m<sup>2</sup> ▢ 1,1 m<sup>3</sup> 🧑 60 Kg **FSC® Certified**



€



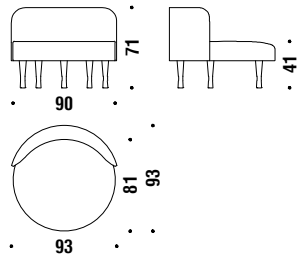
H \_\_\_\_\_  
 Q \_\_\_\_\_  
 S \_\_\_\_\_  
 W \_\_\_\_\_  
 Y \_\_\_\_\_  
 T \_\_\_\_\_  
 Z \_\_\_\_\_

## Circulare element Ø90

Élément circulaire Ø90

OVX

3,3 mt. ★ 6,3 m<sup>2</sup> 0,7 m<sup>3</sup> 35 Kg **FSC® Certified**



€

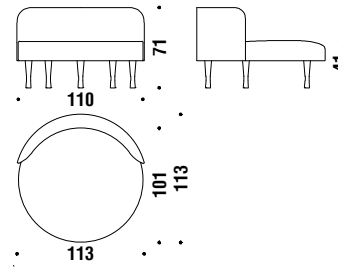
H \_\_\_\_\_  
Q \_\_\_\_\_  
S \_\_\_\_\_  
W \_\_\_\_\_  
Y \_\_\_\_\_  
T \_\_\_\_\_  
Z \_\_\_\_\_

## Circulare element Ø110

Élément circulaire Ø110

OVY

3,9 mt. ★ 7,4 m<sup>2</sup> 1,1 m<sup>3</sup> 40 Kg **FSC® Certified**



€

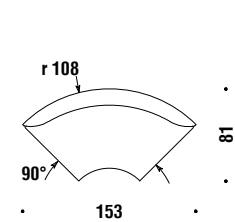
H \_\_\_\_\_  
Q \_\_\_\_\_  
S \_\_\_\_\_  
W \_\_\_\_\_  
Y \_\_\_\_\_  
T \_\_\_\_\_  
Z \_\_\_\_\_

## Closed corner 90°

Angle fermé 90°

OTQ

5 mt. ★ 9,5 m<sup>2</sup> 0,9 m<sup>3</sup> 50 Kg **FSC® Certified**



€

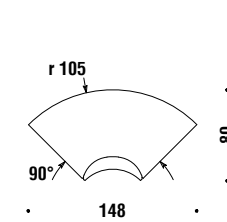
H \_\_\_\_\_  
Q \_\_\_\_\_  
S \_\_\_\_\_  
W \_\_\_\_\_  
Y \_\_\_\_\_  
T \_\_\_\_\_  
Z \_\_\_\_\_

## Open corner 90°

Angle ouvert 90°

OTR

3,6 mt. ★ 7 m<sup>2</sup> 0,9 m<sup>3</sup> 50 Kg **FSC® Certified**



€

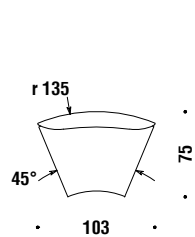
H \_\_\_\_\_  
Q \_\_\_\_\_  
S \_\_\_\_\_  
W \_\_\_\_\_  
Y \_\_\_\_\_  
T \_\_\_\_\_  
Z \_\_\_\_\_

## Closed corner 45°

Angle fermé 45°

OTX

4,6 mt. ★ 8,8 m<sup>2</sup> 0,7 m<sup>3</sup> 40 Kg **FSC® Certified**



€

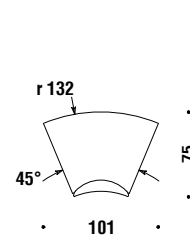
H \_\_\_\_\_  
Q \_\_\_\_\_  
S \_\_\_\_\_  
W \_\_\_\_\_  
Y \_\_\_\_\_  
T \_\_\_\_\_  
Z \_\_\_\_\_

## Open corner 45°

Angle ouvert 45°

OTY

3,3 mt. ★ 6,3 m<sup>2</sup> 0,7 m<sup>3</sup> 40 Kg **FSC® Certified**



€

H \_\_\_\_\_  
Q \_\_\_\_\_  
S \_\_\_\_\_  
W \_\_\_\_\_  
Y \_\_\_\_\_  
T \_\_\_\_\_  
Z \_\_\_\_\_