



' vol. 1 SOFAS AND SEATING SYSTEMS

### SEATING ELEMENTS

Flame retardant polyurethane foam and polyester fibre on wood frame. Feet in varnished ash. Glides in polyethylene. Josephine collection covers are not removable.

' vol.1 SOFAS UND SITZSYSTEME

### Sitzelemente.

Polyurethanschaum feuerhemmend in unterschiedlicher Dichte und Polyesterwatte, Innenstruktur aus Holz. Beine aus Buche lackiert. Fußgleiter aus Polyethylen. Die Kollektion Josephine ist nicht abziehbar.

Design Gordon Guillaumier - 2017



### Recommended fabric hangers

#### Vorgeschlagene Stoffbuegel

-Divina  
-Uniform  
-Haakon  
-Tonus  
-Ria  
-Pilot

-Sonar  
-Pelle / Leather T  
-Pelle / Leather Z

### Base colors - Farben gestelle



ASH  
natural



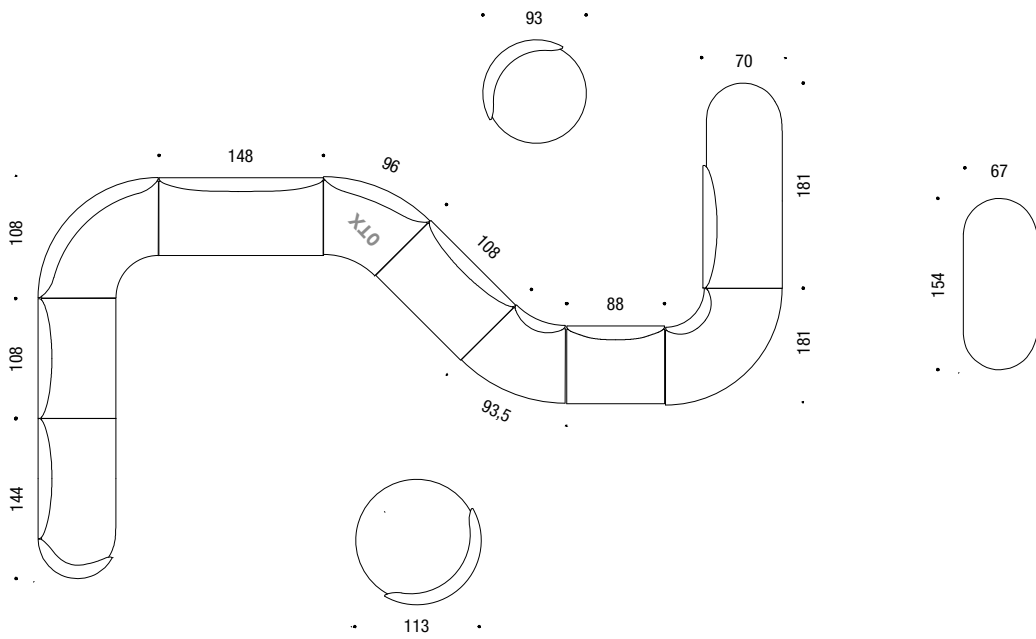
ASH  
graphite



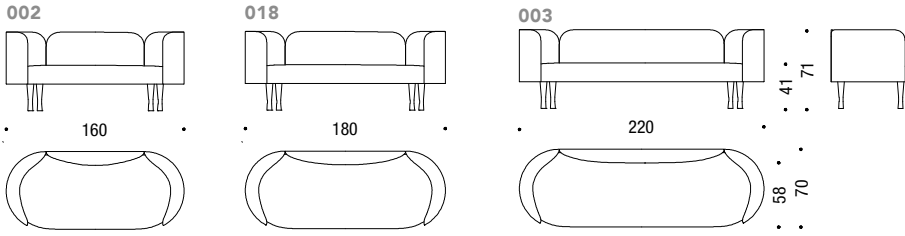
ASH  
black



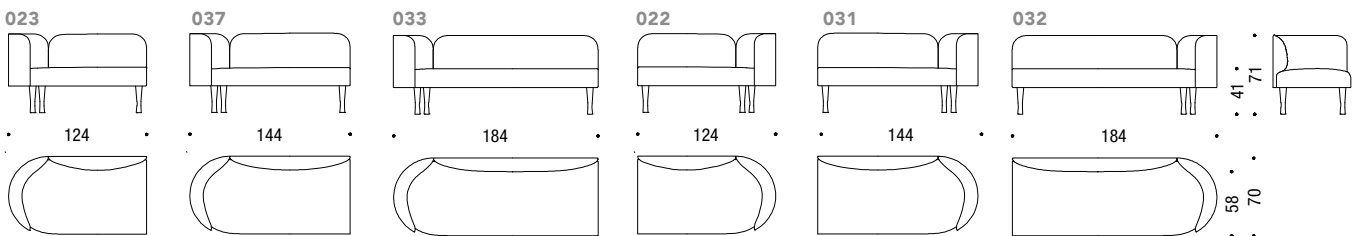
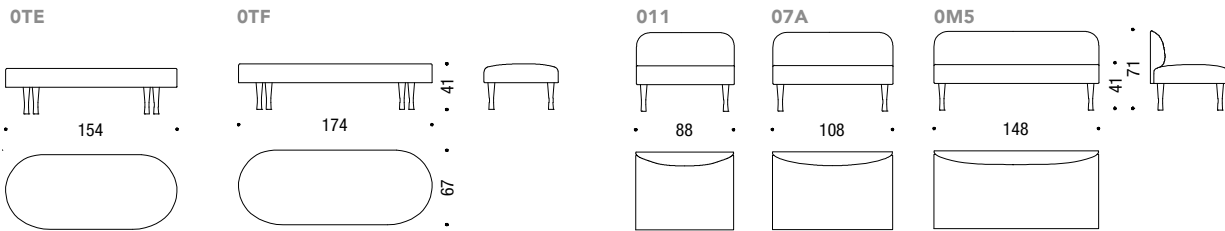
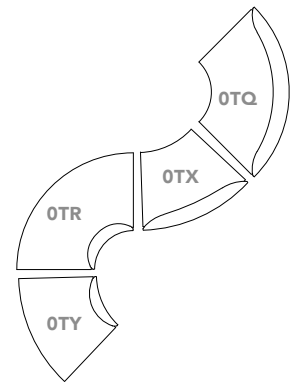
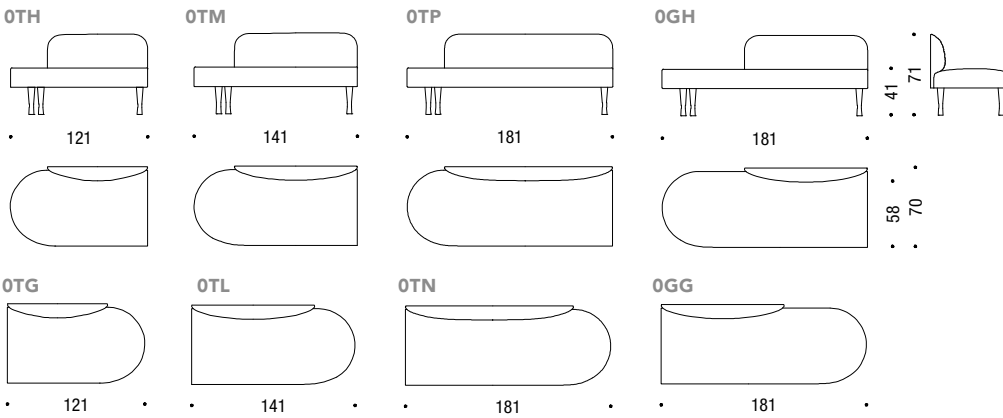
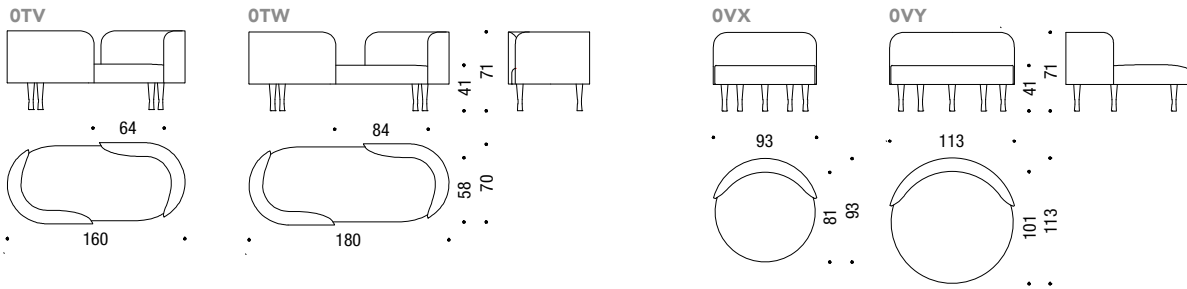
Exsample for composition



## Sofa



## Elements

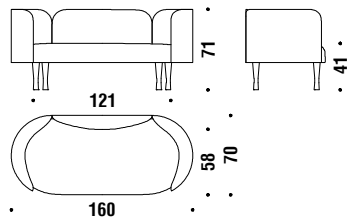


## 2 seater sofa

Sofa 2-Sitzig

002

6,6 mt. ★ 12,6 m<sup>2</sup> 0,9 m<sup>3</sup> 50 Kg **FSC® Certified**



€

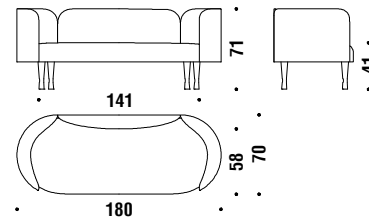
H \_\_\_\_\_  
Q \_\_\_\_\_  
S \_\_\_\_\_  
W \_\_\_\_\_  
Y \_\_\_\_\_  
T \_\_\_\_\_  
Z \_\_\_\_\_

## 2 seater sofa major

Sofa 2-Sitzig Major

018

7,2 mt. ★ 13,7 m<sup>2</sup> 1,1 m<sup>3</sup> 55 Kg **FSC® Certified**



€

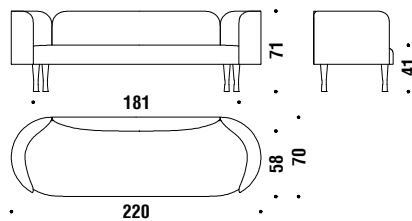
H \_\_\_\_\_  
Q \_\_\_\_\_  
S \_\_\_\_\_  
W \_\_\_\_\_  
Y \_\_\_\_\_  
T \_\_\_\_\_  
Z \_\_\_\_\_

## 3 seater sofa

Sofa 3-Sitzig

003

8,3 mt. ★ 15,8 m<sup>2</sup> 1,5 m<sup>3</sup> 65 Kg **FSC® Certified**



€

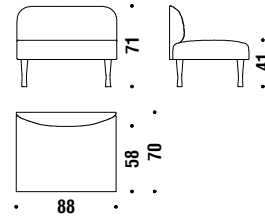
H \_\_\_\_\_  
Q \_\_\_\_\_  
S \_\_\_\_\_  
W \_\_\_\_\_  
Y \_\_\_\_\_  
T \_\_\_\_\_  
Z \_\_\_\_\_

## 1 seater element

Zentralelement

011

2,9 mt. ★ 5,4 m<sup>2</sup> 0,5 m<sup>3</sup> 35 Kg **FSC® Certified**



€

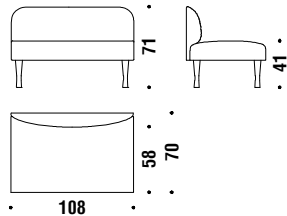
H \_\_\_\_\_  
Q \_\_\_\_\_  
S \_\_\_\_\_  
W \_\_\_\_\_  
Y \_\_\_\_\_  
T \_\_\_\_\_  
Z \_\_\_\_\_

## 2 seat central element

2-sitz Zentral element

07A

3,3 mt. ★ 6,3 m<sup>2</sup> 0,6 m<sup>3</sup> 40 Kg **FSC® Certified**



€

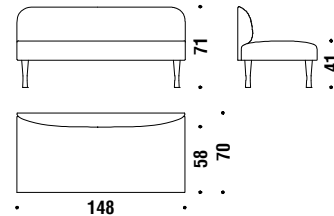
H \_\_\_\_\_  
Q \_\_\_\_\_  
S \_\_\_\_\_  
W \_\_\_\_\_  
Y \_\_\_\_\_  
T \_\_\_\_\_  
Z \_\_\_\_\_

## 2 seat major central element

2-sitz Zentral element major

0M5

4,1 mt. ★ 7,7 m<sup>2</sup> 0,9 m<sup>3</sup> 45 Kg **FSC® Certified**



€

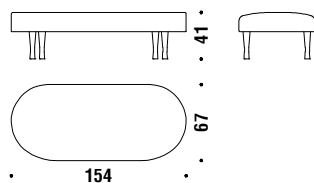
H \_\_\_\_\_  
Q \_\_\_\_\_  
S \_\_\_\_\_  
W \_\_\_\_\_  
Y \_\_\_\_\_  
T \_\_\_\_\_  
Z \_\_\_\_\_

## Bench 154

Bank 154

OTE

3,5 mt. ★ 6,7 m<sup>2</sup> 0,9 m<sup>3</sup> 45 Kg **FSC® Certified**



€

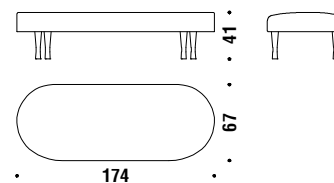
H \_\_\_\_\_  
Q \_\_\_\_\_  
S \_\_\_\_\_  
W \_\_\_\_\_  
Y \_\_\_\_\_  
T \_\_\_\_\_  
Z \_\_\_\_\_

## Bench 174

Bank 174

OTF

4 mt. ★ 7,5 m<sup>2</sup> 1,1 m<sup>3</sup> 50 Kg **FSC® Certified**



€

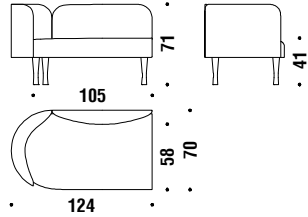
H \_\_\_\_\_  
Q \_\_\_\_\_  
S \_\_\_\_\_  
W \_\_\_\_\_  
Y \_\_\_\_\_  
T \_\_\_\_\_  
Z \_\_\_\_\_

## Lateral 2 seat unit left

### 2-Sitz Element links

023

4 mt. ★ 7,5 m<sup>2</sup> 0,7 m<sup>3</sup> 40 Kg **FSC® Certified**



€

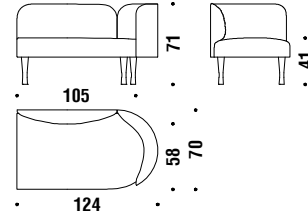
H \_\_\_\_\_  
Q \_\_\_\_\_  
S \_\_\_\_\_  
W \_\_\_\_\_  
Y \_\_\_\_\_  
T \_\_\_\_\_  
Z \_\_\_\_\_

## Lateral 2 seat unit right

### 2-Sitz Element rechts

022

4 mt. ★ 7,5 m<sup>2</sup> 0,7 m<sup>3</sup> 40 Kg **FSC® Certified**



€

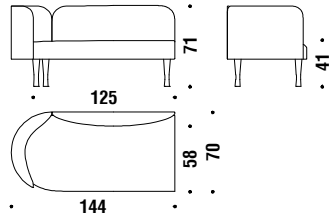
H \_\_\_\_\_  
Q \_\_\_\_\_  
S \_\_\_\_\_  
W \_\_\_\_\_  
Y \_\_\_\_\_  
T \_\_\_\_\_  
Z \_\_\_\_\_

## Lateral 2 seat unit major left

### 2-Sitz Element Major links

037

4,4 mt. ★ 8,4 m<sup>2</sup> 0,9 m<sup>3</sup> 45 Kg **FSC® Certified**



€

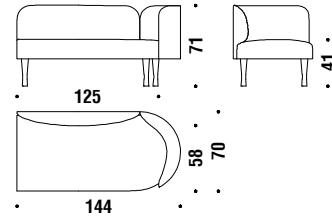
H \_\_\_\_\_  
Q \_\_\_\_\_  
S \_\_\_\_\_  
W \_\_\_\_\_  
Y \_\_\_\_\_  
T \_\_\_\_\_  
Z \_\_\_\_\_

## Lateral 2 seat unit major right

### 2-Sitz Element Major rechts

031

4,4 mt. ★ 8,4 m<sup>2</sup> 0,9 m<sup>3</sup> 45 Kg **FSC® Certified**



€

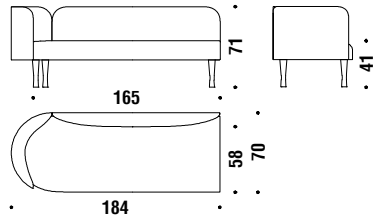
H \_\_\_\_\_  
Q \_\_\_\_\_  
S \_\_\_\_\_  
W \_\_\_\_\_  
Y \_\_\_\_\_  
T \_\_\_\_\_  
Z \_\_\_\_\_

## Lateral 3 seat unit left

### 3-Sitz Element links

033

5,5 mt. ★ 10,5 m<sup>2</sup> 1,1 m<sup>3</sup> 60 Kg **FSC® Certified**



€

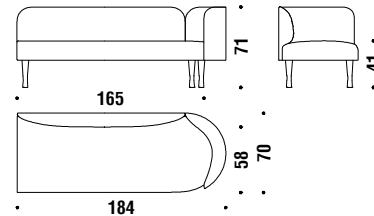
H \_\_\_\_\_  
Q \_\_\_\_\_  
S \_\_\_\_\_  
W \_\_\_\_\_  
Y \_\_\_\_\_  
T \_\_\_\_\_  
Z \_\_\_\_\_

## Lateral 3 seat unit right

### 3-Sitz Element rechts

032

5,5 mt. ★ 10,5 m<sup>2</sup> 1,1 m<sup>3</sup> 60 Kg **FSC® Certified**



€

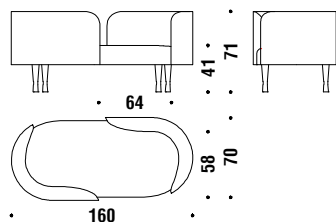
H \_\_\_\_\_  
Q \_\_\_\_\_  
S \_\_\_\_\_  
W \_\_\_\_\_  
Y \_\_\_\_\_  
T \_\_\_\_\_  
Z \_\_\_\_\_

## Vis à vis 160

### Vis à vis 160

0TV

6,6 mt. ★ 12,6 m<sup>2</sup> 0,9 m<sup>3</sup> 50 Kg **FSC® Certified**



€

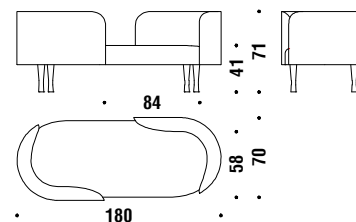
H \_\_\_\_\_  
Q \_\_\_\_\_  
S \_\_\_\_\_  
W \_\_\_\_\_  
Y \_\_\_\_\_  
T \_\_\_\_\_  
Z \_\_\_\_\_

## Vis à vis 180

### Vis à vis 180

0TW

7,2 mt. ★ 13,7 m<sup>2</sup> 1,1 m<sup>3</sup> 60 Kg **FSC® Certified**



€

H \_\_\_\_\_  
Q \_\_\_\_\_  
S \_\_\_\_\_  
W \_\_\_\_\_  
Y \_\_\_\_\_  
T \_\_\_\_\_  
Z \_\_\_\_\_

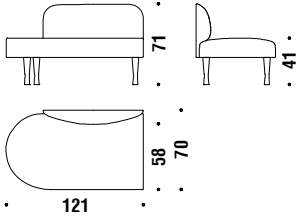
## Lateral 2 seat left peninsula

2-Sitz Halbinsel links

OTH

3,3 mt. ★ 6,3 m<sup>2</sup> □ 0,7 m<sup>3</sup> 🧑 40 Kg **FSC® Certified**

€



H \_\_\_\_\_  
Q \_\_\_\_\_  
S \_\_\_\_\_  
W \_\_\_\_\_  
Y \_\_\_\_\_  
T \_\_\_\_\_  
Z \_\_\_\_\_

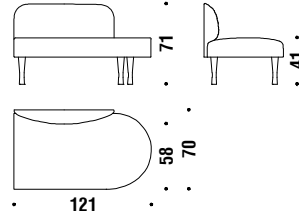
## Lateral 2 seat right peninsula

2-Sitz Halbinsel rechts

OTG

3,3 mt. ★ 6,3 m<sup>2</sup> □ 0,7 m<sup>3</sup> 🧑 40 Kg **FSC® Certified**

€



H \_\_\_\_\_  
Q \_\_\_\_\_  
S \_\_\_\_\_  
W \_\_\_\_\_  
Y \_\_\_\_\_  
T \_\_\_\_\_  
Z \_\_\_\_\_

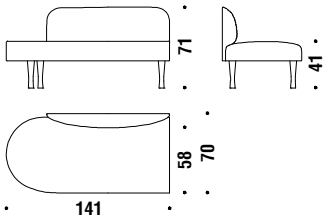
## Lateral 2 seat major left peninsula

2-Sitz major Halbinsel links

OTM

3,7 mt. ★ 7 m<sup>2</sup> □ 0,9 m<sup>3</sup> 🧑 45 Kg **FSC® Certified**

€



H \_\_\_\_\_  
Q \_\_\_\_\_  
S \_\_\_\_\_  
W \_\_\_\_\_  
Y \_\_\_\_\_  
T \_\_\_\_\_  
Z \_\_\_\_\_

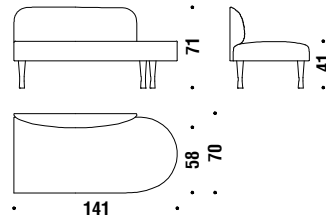
## Lateral 2 seat major right peninsula

2-Sitz major Halbinsel rechts

OTL

3,7 mt. ★ 7 m<sup>2</sup> □ 0,9 m<sup>3</sup> 🧑 45 Kg **FSC® Certified**

€



H \_\_\_\_\_  
Q \_\_\_\_\_  
S \_\_\_\_\_  
W \_\_\_\_\_  
Y \_\_\_\_\_  
T \_\_\_\_\_  
Z \_\_\_\_\_

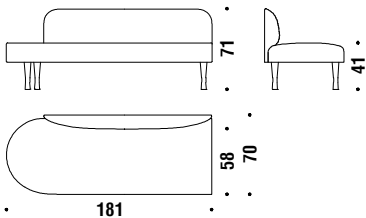
## Lateral 3 seat left peninsula

3-Sitz Halbinsel links

OTP

4,5 mt. ★ 8,6 m<sup>2</sup> □ 1,1 m<sup>3</sup> 🧑 60 Kg **FSC® Certified**

€



H \_\_\_\_\_  
Q \_\_\_\_\_  
S \_\_\_\_\_  
W \_\_\_\_\_  
Y \_\_\_\_\_  
T \_\_\_\_\_  
Z \_\_\_\_\_

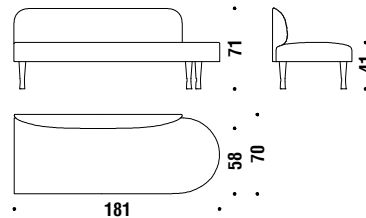
## Lateral 3 seat right peninsula

3-Sitz Halbinsel rechts

OTN

4,5 mt. ★ 8,6 m<sup>2</sup> □ 1,1 m<sup>3</sup> 🧑 60 Kg **FSC® Certified**

€



H \_\_\_\_\_  
Q \_\_\_\_\_  
S \_\_\_\_\_  
W \_\_\_\_\_  
Y \_\_\_\_\_  
T \_\_\_\_\_  
Z \_\_\_\_\_

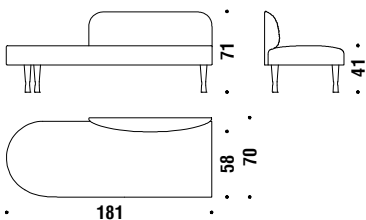
## Long left peninsula

Lange Halbinsel links

OGH

4,4 mt. ★ 8,4 m<sup>2</sup> □ 1,1 m<sup>3</sup> 🧑 60 Kg **FSC® Certified**

€



H \_\_\_\_\_  
Q \_\_\_\_\_  
S \_\_\_\_\_  
W \_\_\_\_\_  
Y \_\_\_\_\_  
T \_\_\_\_\_  
Z \_\_\_\_\_

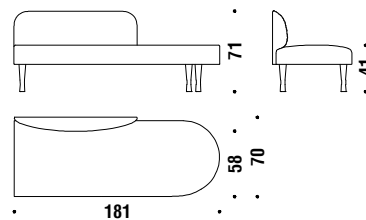
## Long right peninsula

Lange Halbinsel rechts

OGG

4,4 mt. ★ 8,4 m<sup>2</sup> □ 1,1 m<sup>3</sup> 🧑 60 Kg **FSC® Certified**

€



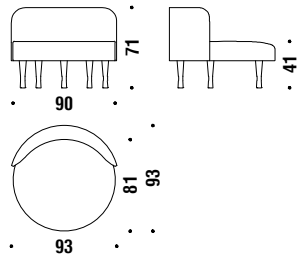
H \_\_\_\_\_  
Q \_\_\_\_\_  
S \_\_\_\_\_  
W \_\_\_\_\_  
Y \_\_\_\_\_  
T \_\_\_\_\_  
Z \_\_\_\_\_

## Circulare element Ø90

Kreiselement Ø90

OVX

3,3 mt. ★ 6,3 m<sup>2</sup> ◻ 0,7 m<sup>3</sup> 35 Kg **FSC® Certified**



€

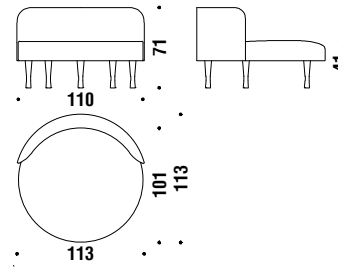
H \_\_\_\_\_  
Q \_\_\_\_\_  
S \_\_\_\_\_  
W \_\_\_\_\_  
Y \_\_\_\_\_  
T \_\_\_\_\_  
Z \_\_\_\_\_

## Circulare element Ø110

Kreiselement Ø110

OVY

3,9 mt. ★ 7,4 m<sup>2</sup> ◻ 1,1 m<sup>3</sup> 40 Kg **FSC® Certified**



€

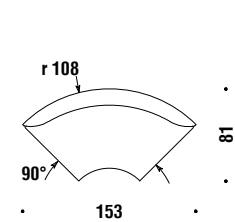
H \_\_\_\_\_  
Q \_\_\_\_\_  
S \_\_\_\_\_  
W \_\_\_\_\_  
Y \_\_\_\_\_  
T \_\_\_\_\_  
Z \_\_\_\_\_

## Closed corner 90°

Geschlossene Ecke 90°

OTQ

5 mt. ★ 9,5 m<sup>2</sup> ◻ 0,9 m<sup>3</sup> 50 Kg **FSC® Certified**



€

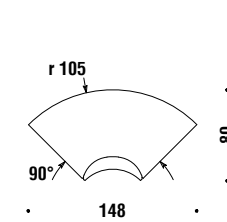
H \_\_\_\_\_  
Q \_\_\_\_\_  
S \_\_\_\_\_  
W \_\_\_\_\_  
Y \_\_\_\_\_  
T \_\_\_\_\_  
Z \_\_\_\_\_

## Open corner 90°

Offene Ecke 90°

OTR

3,6 mt. ★ 7 m<sup>2</sup> ◻ 0,9 m<sup>3</sup> 50 Kg **FSC® Certified**



€

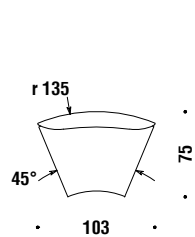
H \_\_\_\_\_  
Q \_\_\_\_\_  
S \_\_\_\_\_  
W \_\_\_\_\_  
Y \_\_\_\_\_  
T \_\_\_\_\_  
Z \_\_\_\_\_

## Closed corner 45°

Geschlossene Ecke 45°

OTX

4,6 mt. ★ 8,8 m<sup>2</sup> ◻ 0,7 m<sup>3</sup> 40 Kg **FSC® Certified**



€

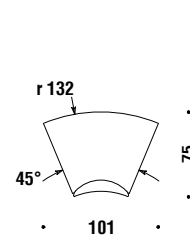
H \_\_\_\_\_  
Q \_\_\_\_\_  
S \_\_\_\_\_  
W \_\_\_\_\_  
Y \_\_\_\_\_  
T \_\_\_\_\_  
Z \_\_\_\_\_

## Open corner 45°

Offene Ecke 45°

OTY

3,3 mt. ★ 6,3 m<sup>2</sup> ◻ 0,7 m<sup>3</sup> 40 Kg **FSC® Certified**



€

H \_\_\_\_\_  
Q \_\_\_\_\_  
S \_\_\_\_\_  
W \_\_\_\_\_  
Y \_\_\_\_\_  
T \_\_\_\_\_  
Z \_\_\_\_\_