

Josh 2.0

Design Edward Van Vliet - 2021

JH1



' vol. 1 **SOFAS AND SEATING SYSTEMS**

SOFAS and SEATING ELEMENTS for COMPOSITIONS

Structure is injected flame-retardant polyurethane foam and polyester fiberfill over internal steel frame.

Seat cushions are in goose down over polyurethane foam.

Back, armrest and optional cushions are goose down.

Feet are in tubular steel with powder coat finish.

The Josh collection covers are removable.

' vol. 1 **DIVANI E SISTEMI DI SEDUTE**

DIVANI ed ELEMENTI DI SEDUTA per COMPOSIZIONI

Basi in poliuretano schiumato a freddo ignifugo e fibra poliestere con struttura interna in acciaio.

I cuscini di seduta sono in piuma d'oca con inserto in poliuretano espanso. I cuscini dello schienale, del bracciolo e quelli opzionali sono in piuma d'oca.

Piedi in tubo di acciaio verniciato a polveri.

La collezione Josh è sfoderabile.

Recommended fabric hangers

Tirelle e tessuti consigliati

121-Elastic Fantastic 1 > Uniform Melange

123-Units 4 > Indonesia, Panama, CinCin, Nuvola, Wilde

135-Spring Palette > 6, 7, 10, 11

136-Mini Me > Baby Braid, Mini Husk

-Birds, Leafs, Ikebana

Steel colors Colori acciaio



TITANIUM



ANTHRACITE
RAL 7016



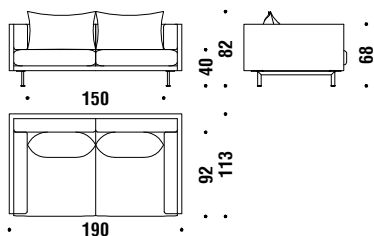
CONCRETE
NCS S 5005-
Y20R

2 seater sofa

Divano 2 posti

002

13 mt. ★ 24,7 m² 1,9 m³ 92 Kg

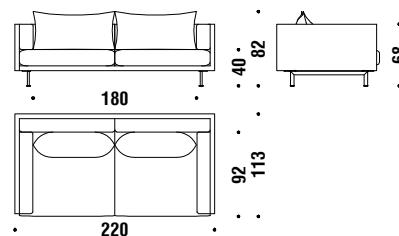


2 seater sofa major

Divano 2 posti major

018

14,2 mt. ★ 15,6 m² 2,1 m³ 97 Kg

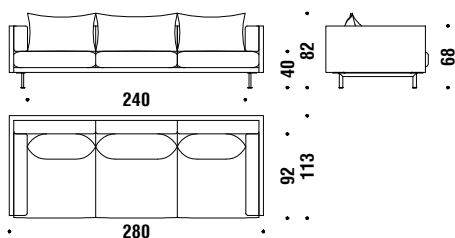


3 seater sofa

Divano 3 posti

003

17 mt. ★ 32,3 m² 2,6 m³ 112 Kg

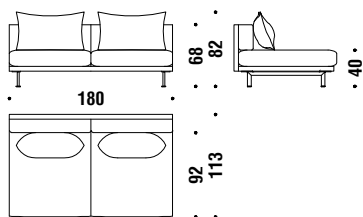


2 seater central element

Elem.2p centrale

07A

9,6 mt. ★ 18,3 m² 1,9 m³ 67 Kg

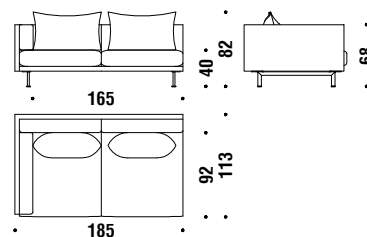


Lateral 2 seat unit left

Elemento 2 posti sinistro

023

11 mt. ★ 20,9 m² 1,9 m³ 82 Kg

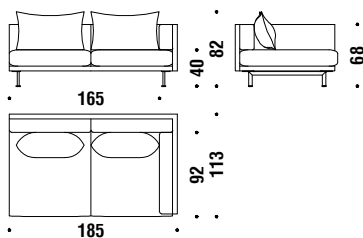


Lateral 2 seat unit right

Elemento 2 posti destro

022

11 mt. ★ 20,9 m² 1,9 m³ 82 Kg

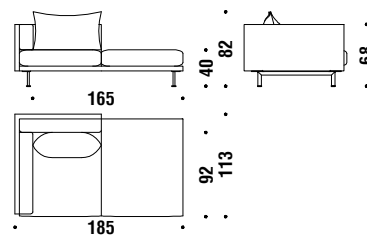


Lateral 2 seat left peninsula

Penisola 2p sinistra

0TH

9,6 mt. ★ 10,6 m² 1,9 m³ 81 Kg

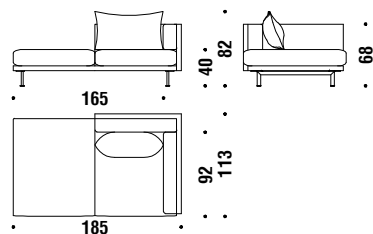


Lateral 2 seat right peninsula

Penisola 2p destra

OTG

9,6 mt. ★ 10,6 m² 1,9 m³ 81 Kg

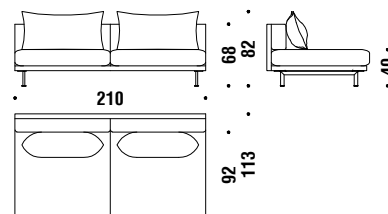


2 seater major central element

Elemento 2p centrale maggior

OM5

10,9 mt. ★ 20,7 m² 2,1 m³ 80 Kg

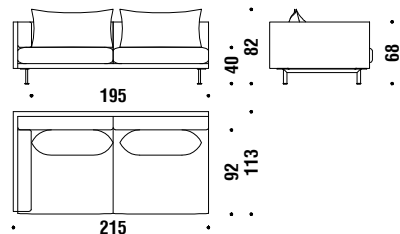


Lateral 2 seat unit major left

Elemento 2p maggior sinistro

037

12,2 mt. ★ 23,2 m² 2,1 m³ 84 Kg

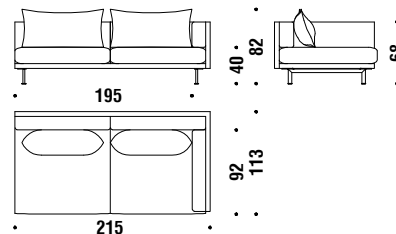


Lateral 2 seat unit major right

Elemento 2p maggior destro

031

12,2 mt. ★ 23,2 m² 2,1 m³ 84 Kg

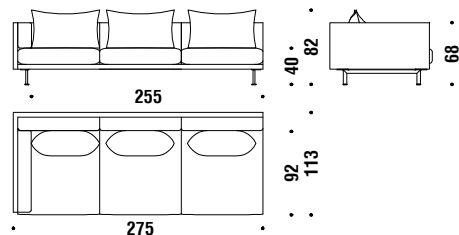


Lateral 3 seat unit left

Elemento 3p sinistro

033

15,3 mt. ★ 29 m² 2,6 m³ 96 Kg

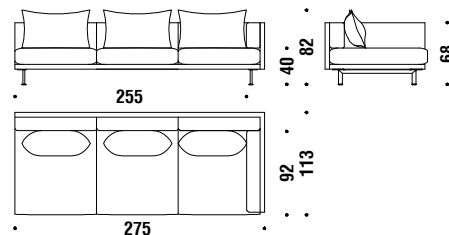


Lateral 3 seat unit right

Elemento 3p destro

032

15,3 mt. ★ 29 m² 2,6 m³ 96 Kg

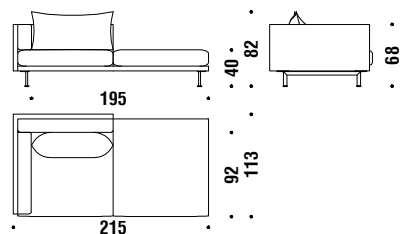


Lateral 2 seat major left peninsula

Penisola 2p mj sinistra

OTM

9,9 mt. ★ 18,8 m² 2,1 m³ 71 Kg

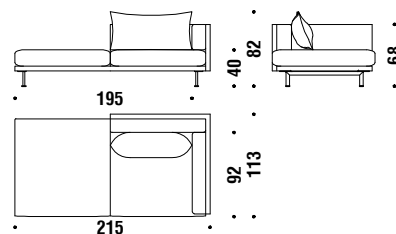


Lateral 2 seat major right peninsula

Penisola 2p mj destra

OTL

9,9 mt. ★ 18,8 m² 2,1 m³ 71 Kg

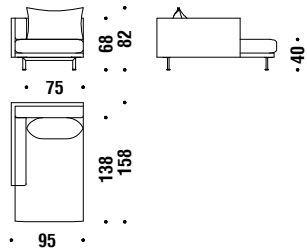


Chaise Longue left 95x160

Chaise Longue sinistra 95x160

OD4

8,2 mt. 15,6 m² 1,4 m³ 66 Kg

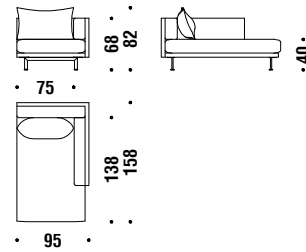


Chaise Longue right 95x160

Chaise Longue destra 95x160

OD3

8,2 mt. 15,6 m² 1,4 m³ 66 Kg

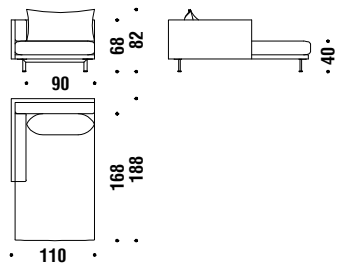


Chaise Longue left 110x190

Chaise Longue sinistra 110x190

OLQ

9,2 mt. 10,2 m² 1,4 m³ 86 Kg

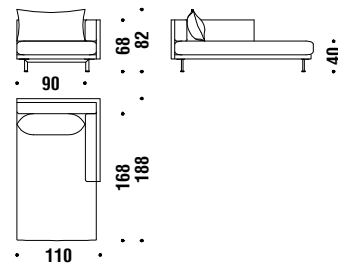


Chaise Longue right 110x190

Chaise Longue destra 110x190

OLP

9,2 mt. 10,2 m² 1,4 m³ 86 Kg

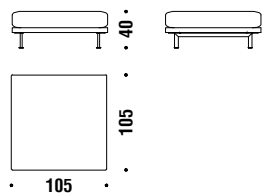


Stool 105x105

Pouf 105x105

775

3,8 mt. 7,3 m² 0,7 m³ 35 Kg

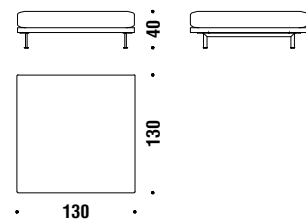


Stool 130x130

Pouf 130x130

987

5,5 mt. 10,5 m² 0,9 m³ 55 Kg

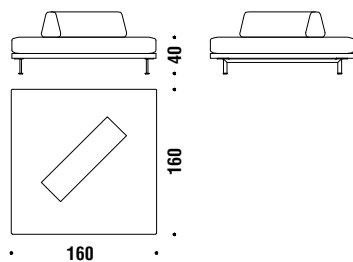


Stool 160x160

Pouf 160x160

988

7,7 mt. 12,1 m² 1,5 m³ 75 Kg

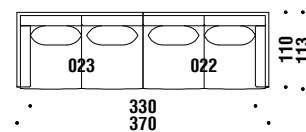


Composition A12

Composizione A12

A12

22 mt. 41,8 m² 3,8 m³ 164 Kg

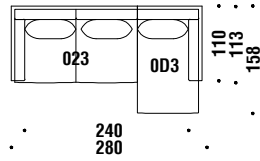


Composition B1 right or B1 left

Composizione B1Dx-B1Sx

B01

19,2 mt. 36,5 m² 3,3 m³ 148 Kg

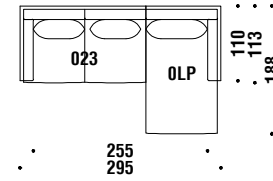


Composition B20R or B20L

Composizione B20Dx-B20Sx

B20

20,2 mt. 38,4 m² 3,8 m³ 168 Kg

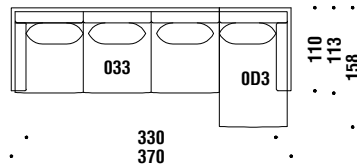


Composition B80R or B80L

Composizione B80Dx-B80Sx

B80

23,5 mt. 44,7 m² 4 m³ 162 Kg

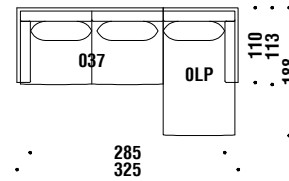


Composition B50R or B50L

Composizione B50Dx-B50Sx

B50

21,4 mt. 40,7 m² 4 m³ 170 Kg

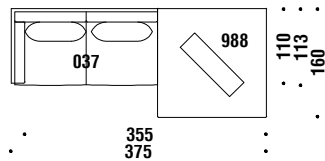


Composition B40R or B40L

Composizione B40Dx-B40Sx

B40

19,9 mt. 37,8 m² 3,6 m³ 159 Kg

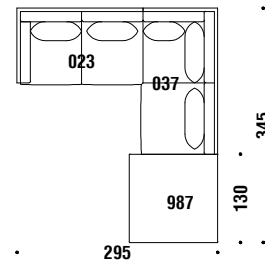


Composition B60R or B60L

Composizione B60Dx-B60Sx

B60

28,7 mt. 54,5 m² 4,9 m³ 221 Kg

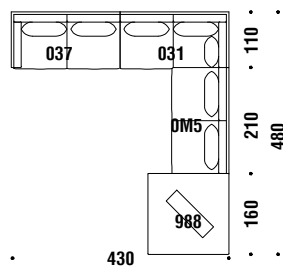


Composition B30R or B30L

Composizione B30Dx-B30Sx

B30

43 mt. 81,7 m² 7,8 m³ 323 Kg

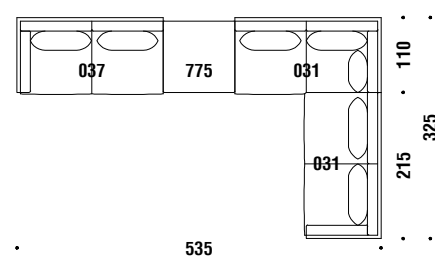


Composition B70R or B70L

Composizione B70Dx-B70Sx

B70

40,4 mt. 77 m² 7 m³ 287 Kg





Cushion for stool

Cuscino pouf

05N

1,7 mt. ★ 3,2 m² 🧑 7 Kg




• 105 •

Back cushion 105

Cuscino schiena 105

0K3

1,5 mt. ★ 2,5 m² 🧑 3 Kg



• 105 •

Cushion 60x60

Cuscino 60x60

AG0081

0,7 mt. ★ 0,8 m²



Cushion

Cuscino

S31080

