

' vol. 1 SOFAS AND SEATING SYSTEMS

### MODULAR ITEMS

Injected flame-retardant polyurethane foam over internal steel frame. Sled base feet in tubular stainless steel. Glides in PVC on request.

The Lowseat collection covers are removable with the exception of leather versions.

' vol. 1 DIVANI E SISTEMI DI SEDUTE

### ELEMENTI MODULARI

Espanso schiumato a freddo ignifugo con struttura interna in acciaio. Piedi a slitta in tubo di acciaio inox. Su richiesta, sottopiedi in PVC su richiesta.

La collezione Lowseat è sfoderabile, ad eccezione delle versioni in pelle.

Design Patricia Urquiola - 2000



### Recommended fabric hangers

#### Tirelle e tessuti consigliati

110-Kvadrat x Moroso n° 1  
-Divina  
-Tonus  
-Hallingdal  
-Steelcut Trio  
-Stamskin Top

121-Elastic Fantastic 1  
-Pelle / Leather T  
-Pelle / Leather Z

### Feet colors - Colori piedi



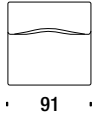
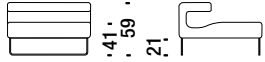
Stainless steel

## Armchair

### Poltrona

001

3,1 mt. ★ 5,5 m<sup>2</sup> 0,4 m<sup>3</sup> 25 Kg



€ €

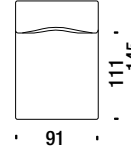
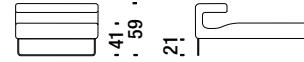
H \_\_\_\_\_  
 Q \_\_\_\_\_  
 S \_\_\_\_\_  
 W \_\_\_\_\_  
 Y \_\_\_\_\_  
 T \_\_\_\_\_  
 Z \_\_\_\_\_

## Chaise Longue

### Chaise Longue

036

3,3 mt. ★ 6,5 m<sup>2</sup> 0,6 m<sup>3</sup> 45 Kg



€ €

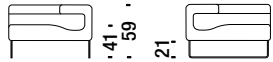
H \_\_\_\_\_  
 Q \_\_\_\_\_  
 S \_\_\_\_\_  
 W \_\_\_\_\_  
 Y \_\_\_\_\_  
 T \_\_\_\_\_  
 Z \_\_\_\_\_

## Terminal corner

### Angolo terminale

04Q

4,5 mt. ★ 8 m<sup>2</sup> 0,4 m<sup>3</sup> 40 Kg



€ €

H \_\_\_\_\_  
 Q \_\_\_\_\_  
 S \_\_\_\_\_  
 W \_\_\_\_\_  
 Y \_\_\_\_\_  
 T \_\_\_\_\_  
 Z \_\_\_\_\_

## Connection set elements

### Set aggancio elementi

07K

€

\_\_\_\_\_