



SS0002-SQ0001-SK0061-SZ0061-SB0061

ITA

**Struttura** SIZE TEN, SOFT LITTLE HEAVY, SOFT HEART E SOFT LITTLE EASY:  
Espanso schiumato a freddo ignifugo con struttura interna in acciaio.  
SOFT BIG EASY E DOUBLE SOFT BIG EASY:  
Struttura in acciaio e poliuretano espanso indeformabile rivestito con fibra poliestere.  
SOFT BIG HEAVY:  
Struttura in legno e poliuretano espanso indeformabile rivestito con fibra poliestere.  
THE BIG EASY:  
Polietilene tinto in massa ottenuto mediante stampaggio rotazionale. I colori disponibili sono riportati in "Materiali e finiture". Il materiale è riciclabile al 100% e può essere utilizzato all'esterno in quanto resistente alla luce e all'acqua. Nella versione laccata (Cod.161) i colori sono bianco, nero, rosso.

**Rivestimenti** è fortemente consigliata la scelta di rivestimenti in panno di lana.

**Caratteristiche** La collezione SPRING COLLECTION non è sfoderabile.

**Attenzione** Per Soft Big Easy e Double Soft Big Easy consegna in 8 settimane

DEU

**Struktur** SIZE TEN, SOFT LITTLE HEAVY, SOFT HEART und SOFT LITTLE EASY:  
Kaltschaum feuerhemmend, mit Innenstruktur aus Stahl.  
SOFT BIG EASY und DOUBLE SOFT BIG EASY:  
Struktur aus Stahl und unverformbarem Polyurethanschaum, bezogen mit Polyesterwatte.  
SOFT BIG HEAVY:  
Struktur aus Holz und unverformbarem Polyurethanschaum, bezogen mit Polyesterwatte.  
THE BIG EASY:  
Hergestellt aus durchgefärbtem Polyethylen durch Rotationsformen. Erhältliche Farben in "Materialien und Ausführungen". Das Material ist 100% recyclebar, lichtecht und wasserfest, und kann daher im Freien aufgestellt werden. In der lackierten Ausführung (Code 161) sind die Farben weiß, schwarz und rot erhältlich.

**Bezüge** Sollte unbedingt mit Bezügen aus Wollstoff gewählt werden.

**Besonderheiten** Die Kollektion SPRING COLLECTION ist nicht abziehbar.

**Achtung** Lieferzeit 8 Wochen für Soft Big Easy und Double Soft Big Easy.

ENG

**Structure** SIZE TEN, SOFT LITTLE HEAVY, SOFT HEART AND SOFT LITTLE EASY:  
Injected flame-retardant foam over internal steel frame.  
SOFT BIG EASY AND DOUBLE SOFT BIG EASY:  
Frame in steel and stress-resistant polyurethane foam upholstered with polyester fibre.  
SOFT BIG HEAVY:  
Frame in wood and stress-resistant polyurethane foam upholstered with polyester fibre.  
THE BIG EASY:  
Rotationally moulded, integrally coloured polyethylene. The available colours are shown in "Materials and Finishes". The material is 100% recyclable and can be used outdoors in that it is resistant and waterproof. The lacquered version (code 161) is available in the colours white, black and red.

**Covers** Choosing upholstery in wool is strongly recommended.

**Features** The SPRING Collection covers are not removable.

**Note** 8 weeks delivery for Soft Big Easy and Double Soft Big Easy.

FRA

**Structure** SIZE TEN, SOFT LITTLE HEAVY, SOFT HEART ET SOFT LITTLE EASY:  
Mousse ignifugée injectée à froid, avec structure interne en acier.  
SOFT BIG EASY ET DOUBLE SOFT BIG EASY:  
Structure en acier et mousse de polyuréthane indéformable recouverte de fibre polyester.  
SOFT BIG HEAVY:  
Structure en bois et mousse de polyuréthane indéformable recouverte de fibre polyester.  
THE BIG EASY:  
Polyéthylène teinté dans la masse obtenu par rotomoulage. Les couleurs disponibles sont indiquées dans "Matériaux et finitions". Le matériau est recyclable à 100 % et peut être utilisé à l'extérieur dans la mesure où il est résistant à la lumière et à l'eau. Dans la version laquée, les couleurs sont blanc, noir, rouge.

**Revêtements** Il est vivement conseillé de choisir des revêtements en drap de laine.


**Caractéristiques** La collection SPRING COLLECTION est avec revêtement fixe.

**Attention** Livraison 8 semaines pour Soft Big Easy et Double Soft Big Easy.


## MATERIALI E FINITURE

MATERIALS AND FINISHES - MATERIALIEN UND AUSFÜHRUNGEN - MATERIAUX ET FINITIONS


**Colori The Big Easy**  
The Big Easy colors  
The Big Easy Farben  
Couleurs The Big Easy



RAL 9003  
Bianco  
White  
Weiss  
Blanc




RAL 9004  
Nero  
Black  
Schwarz  
Noir




RAL 3020  
Rosso  
Red  
Rot  
Rouge


**Colori The Big Easy laccate**  
The Big Easy lacquered colors  
The Big Easy lackiert Farben  
The Big Easy couleurs laqué



Bianco laccato lucido  
White high gloss lacquered  
Weiss hochglanz lackiert  
Blanc laqué brillant



Nero laccato lucido  
Black high gloss lacquered  
Schwarz hochglanz  
lackiert  
Noir laqué brillant



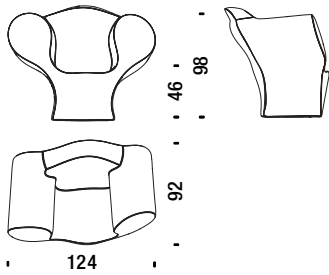
Rosso laccato lucido  
Red high gloss lacquered  
Rot hochglanz lackiert  
Rouge laqué brillant

## Soft Big Easy

Soft Big Easy - Soft Big Easy - Soft Big Easy

1,1 m<sup>3</sup> 45 Kg

SQ0001

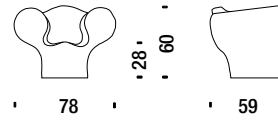


## Soft Little Easy

Soft Little Easy - Soft Little Easy - Soft Little Easy

0,4 m<sup>3</sup> 15 Kg

SP0050

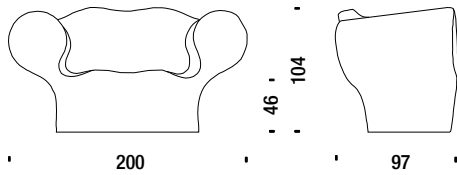


## Double Soft Big Easy

Double Soft Big Easy - Double Soft Big Easy - Double Soft Big Easy

1,6 m<sup>3</sup> 65 Kg

SS0002

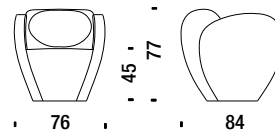


## Size Ten

Size Ten - Size Ten - Size Ten

0,7 m<sup>3</sup> 34 Kg

SZ0061

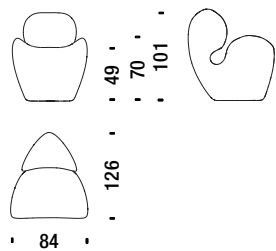


## Soft Big Heavy

Soft Big Heavy - Soft Big Heavy - Soft Big Heavy

1,1 m<sup>3</sup> 25 Kg

SB0061

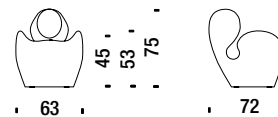


## Soft Little Heavy

Soft Little Heavy - Soft Little Heavy - Soft Little Heavy

0,4 m<sup>3</sup> 20 Kg

SF0050

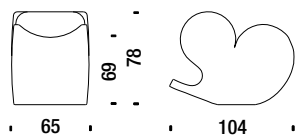


## Soft Heart

Soft Heart - Soft Heart - Soft Heart

0,6 m<sup>3</sup> 57 Kg

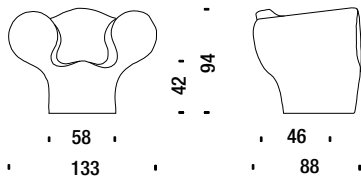
SK0061



## The Big Easy

The Big Easy - The Big Easy - The Big Easy

1,1 m³ 25 Kg

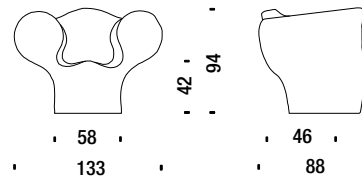


TZ0001

## The Big Easy laccata

The Big Easy lacquered - The Big Easy lackiert - The Big Easy laqué

1,1 m³ 25 Kg



TZ0161